

## VOIDING DIFFICULTIES AND OAB SYMPTOMS FOLLOWING MIDURETHRAL SLINGS IN MIXED URINARY INCONTINENCE

### Hypothesis / aims of study

The objective of our study is to evaluate voiding dysfunction and impact on OAB symptoms in patients with mixed urinary incontinence after mid-urethral slings

### Study design, materials and methods

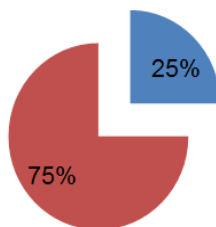
This is a retrospective study of 120 women who presented with mixed urinary incontinence and underwent Midurethral sling surgery (MUS) for Urodynamic stress urinary incontinence during the period of January 2006 till December 2009. We have reviewed their bladder diaries, Urodynamic studies (maximum flow rate-Q max, detrusor overactivity), post void residual scan, use of indwelling or intermittent self catheterization and Indevus urgency severity scale (IUS) and patients symptom diary

### Results

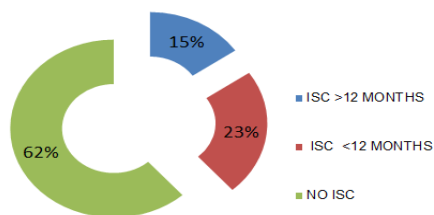
There were 13 patients of 120 (10.8%) had postoperative voiding difficulties, among these 5 patients had long term voiding problems required intermittent self catheterization (ISC) upto 6 weeks ; 2 patients required ISC after 12 months.

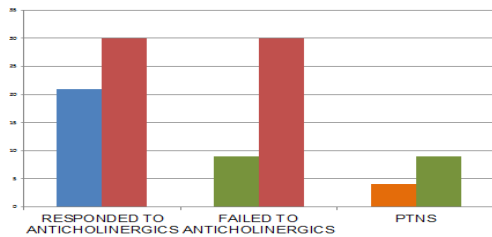
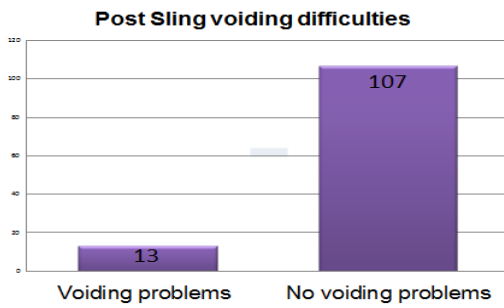
There were 30 patients (25%) had persistent OAB symptoms in postoperative period; 21 out of 30 patients responded to single or multiple anti-cholinergic therapy. There was a good response to 6 weekly sessions followed by 3 boosters of peripheral Tibial nerve stimulation (PTNS) therapy in 4 out of 9 patients who failed to respond to medical treatment. None of the patients were offered intravesicle BOTOX treatment.

■ OAB symptoms ■ Asymptomatic



### INTERMITTENT SELF CATHETERISATION





#### Interpretation of results

In this study preoperative Urodynamics findings (maximum flow rate-Q max >15mls/s and detrusor overactivity) did not help us to predict postoperative symptoms of OAB and voiding difficulties in all patients. It is encouraging to note only a small percentage of patients have long term voiding dysfunction or detrusor overactivity

#### Concluding message

The voiding dysfunction and detrusor overactivity are common problems seen following Midurethral sling surgery. It is difficult to predict these symptoms by preoperative Urodynamics in all patients. These symptoms can affect the quality of life in patients however it is seen only in few patients and most of them do not have long term Sequelae.

<b>Specify source of funding or grant</b>	<b>It is a retrospective study so not applicable</b>
<b>Is this a clinical trial?</b>	<b>No</b>
<b>What were the subjects in the study?</b>	<b>NONE</b>