



Amanda C. Amorim, Beatriz S. Rodrigues, Marair G. F. Sartori,
GPAP Study Group
Federal University of Sao Paulo



#799 EVALUATION OF THE VAGINAL DELIVERY EXPERIENCE AT A MATERNITY HOSPITAL IN PATIENTS WITH AND WITHOUT PERINEAL INJURY

AIM

A positive birth experience -> woman feel supported, in control, secure, and respected (1).
A negative birth experience -> feelings and reactions of distress -> short- and long-term impacts on the woman's health and well-being (2).

To evaluate and compare the birth experience of women with intact perineum, selective episiotomy, and different grades of laceration.

METHODS

- Cross-sectional study.
- Women >18 years, up to 1 year after a vaginal delivery.
- Birth Experience Questionnaire (CEQ-B) (domains: self-efficacy, professional support, perceived safety, women's participation in labor/delivery)
 - higher scores -> better experience.
- 5 groups: Group **IP (intact perineum)**; Group **L1 (grade 1 laceration)**; Group **L2 (grade 2 laceration)**; Group **L3-4 (grades 3 and 4 lacerations)**; and Group **E (selective episiotomy)**.
- ANOVA with Tukey's post hoc test (p<0.05)

RESULTS

- 151 patients: **32** patients in the **IP** group; **40** in the **L1** group; **29** in the **L2** group; **27** in the **L3-4** group; and **23** in the **E** group.
- 113 patients lithotomy position, 2 standing, 24 in the side lying position, 6 on a birthing stool, 5 on all fours, and 1 patient in the squatting position.
- 3 patients received pain relief medication.

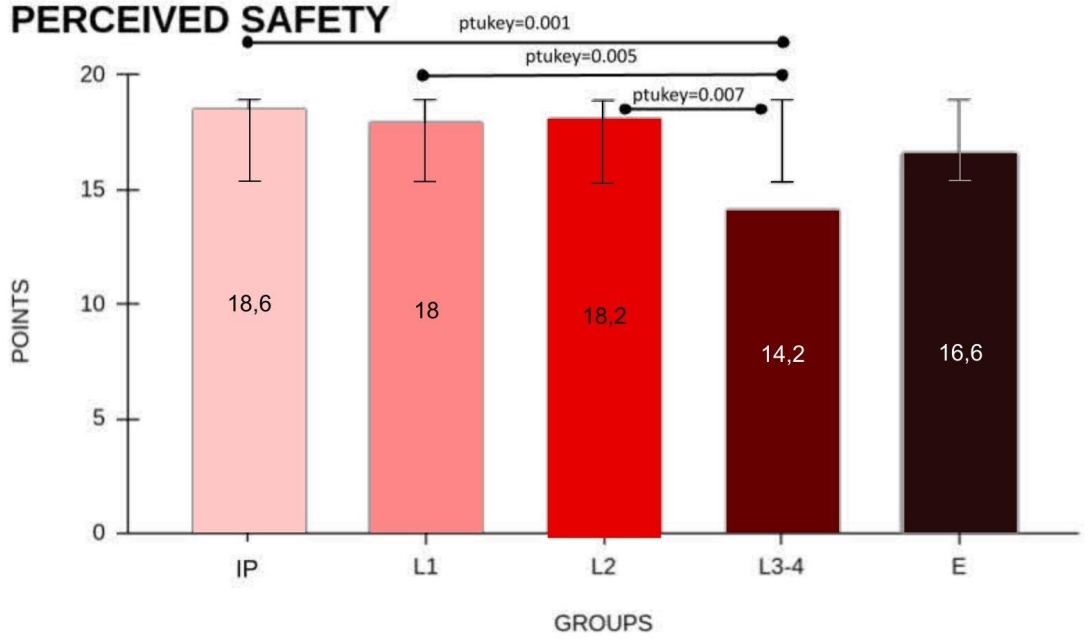
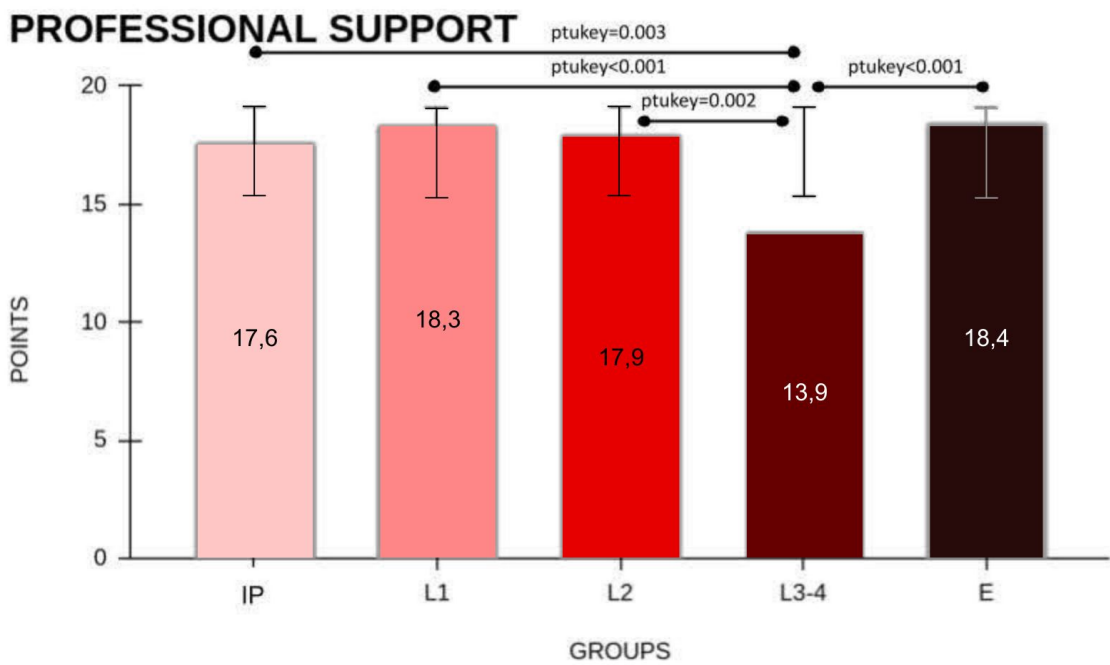
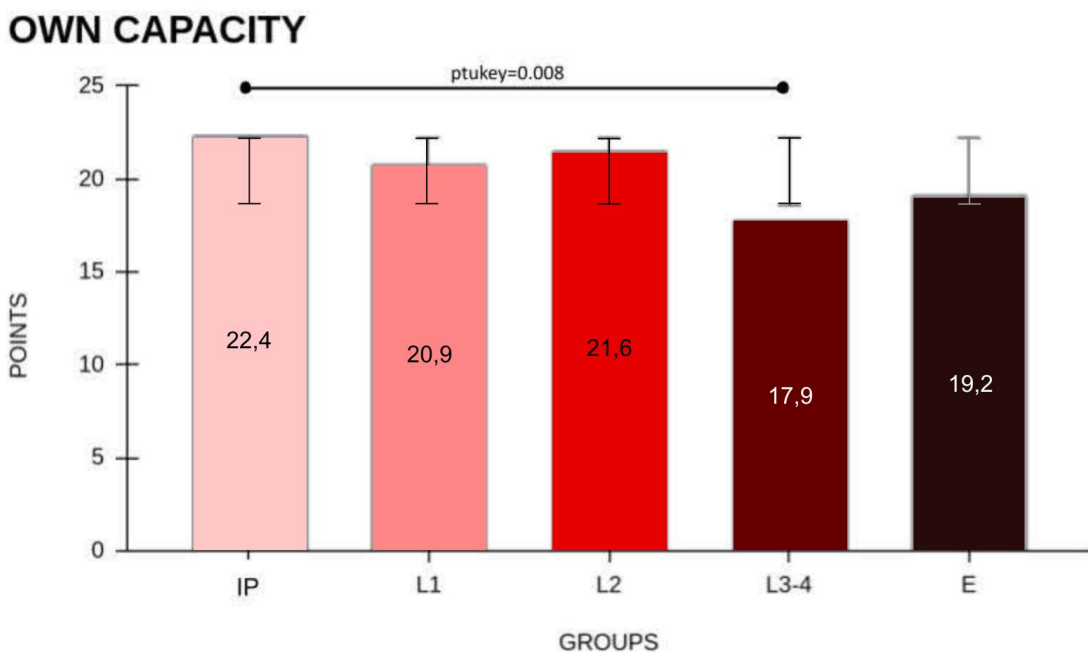
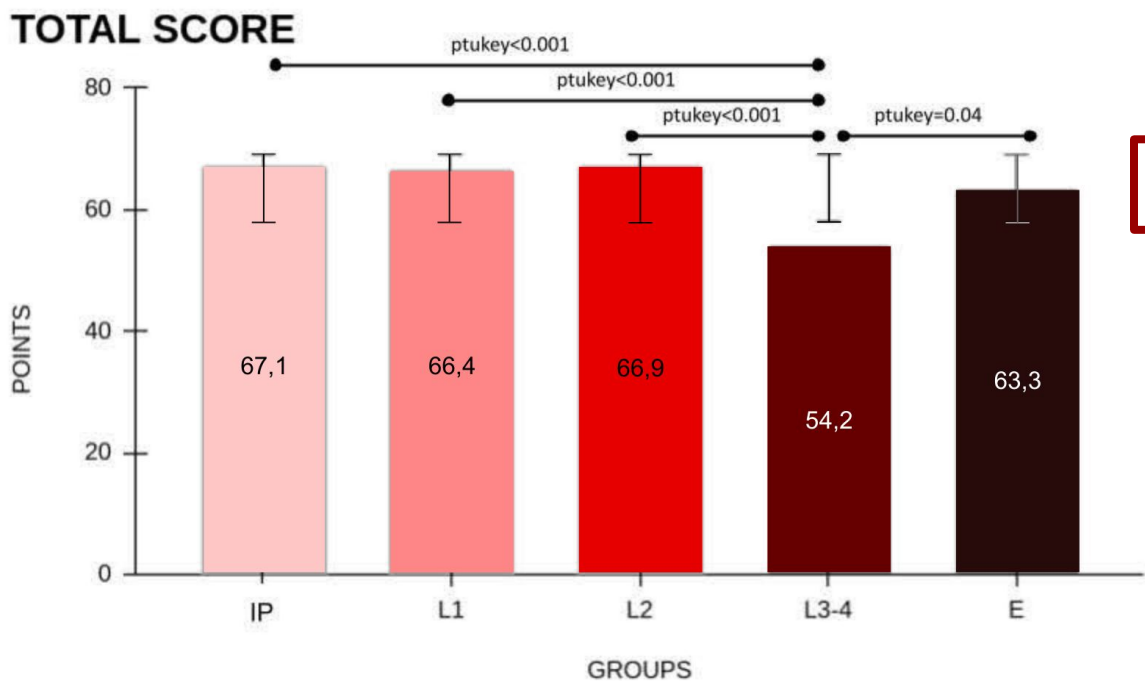
Table. ANOVA Results for Comparison Between Groups.

Variables	Group IP (n= 32)	Group L1 (n=40)	Group L2 (n=29)	Group L3-4 (n=27)	Group E (n=23)	p#	η2
Age	27.1 (6.19)	26.7 (5.79)	26.7 (4.88)	27.9 (5.15)	24.4 (4.30)	0.12	0.04
Own Capacity	22.4 (4.83)	20.9 (4.60)	21.6 (5.07)	17.9 (5.78)	19.2 (5.11)	0.007 ^a	0.09
Professional Support	17.6 (3.84)	18.3 (2.89)	17.9 (3.49)	13.9 (5.89)	18.4 (2.19)	<0.001 ^a	0.15
Perceived Safety	18.6 (4.65)	18 (3.97)	18.2 (3.72)	14.2 (5.39)	16.6 (3.81)	<0.001 ^a	0.12
Participation	8.4 (3.02)	9.1 (2.59)	9.3 (3.13)	8.1 (3.17)	9.1 (2.95)	0.47	0.03
Total Score	67.1 (11.39)	66.4 (10.31)	66.9 (10.23)	54.2 (15.47)	63.3 (9.68)	<0.001 ^a	0.15

a statistically significant difference
#ANOVA's p

Differences between the groups for:

- Total score
- Self-efficacy
- Professional support
- Perceived safety



CONCLUSIONS

Severe perineal trauma (grades 3-4) negatively affects the birth experience, especially in perceptions of professional support and safety. Prevention of severe trauma and enhanced professional support are essential to improve women's overall birth experience.

REFERENCES

(1) Leinweber J, Fontein- Kuipers Y, Karlsdottir SI, et al.. Developing a woman-centered, inclusive definition of positive childbirth experiences: A discussion paper. Birth. 2023;50:362-383.
(2) Leinweber J, Fontein- Kuipers Y, Thomson G, et al. Developing a woman- centered, inclusive definition of traumatic childbirth experiences: A discussion paper. Birth. 2022;49:687–696.