










### 1. Are you a member of the ICS?

		Response Percent	Response Count
Yes		19.4%	7
No		80.6%	29
answered question			36
skipped question			1

### 2. Have you ever attended an ICS Annual Meeting?

		Response Percent	Response Count
Yes		11.4%	4
No		88.6%	31
answered question			35
skipped question			2

### 3. Please indicate your age group

		Response Percent	Response Count
Under 30		9.4%	3
30-40		46.9%	15
40-50		18.8%	6
50-60		9.4%	3
Over 60		15.6%	5
answered question			32
skipped question			5



#### 4. Which country are you from?

	Response Count
	37
answered question	37
skipped question	0

#### 5. How did you hear about the course?

	Response Count
	35
answered question	35
skipped question	2



## 6. What is your profession?

		Response Percent	Response Count
Basic Scientist		0.0%	0
Engineer		0.0%	0
Industry		0.0%	0
Nurse		19.4%	7
Research		0.0%	0
Doctor		0.0%	0
Gynaecologist		0.0%	0
Neurourologist		0.0%	0
<b>Physiotherapist</b>		<b>80.6%</b>	<b>29</b>
Urologist		0.0%	0
	Other (please specify)		1
<b>answered question</b>			<b>36</b>
<b>skipped question</b>			<b>1</b>



## 7. Please rate the following sessions

	Excellent	Good	Fair	Poor	Rating Average	Rating Count
Overview of epidemiology and patient characteristics of peripartum incontinence in South Africa. Ina van der Walt	37.1% (13)	<b>57.1% (20)</b>	5.7% (2)	0.0% (0)	1.69	35
Nursing assessment of postpartum urinary and fecal incontinence. Lesley Hanson	<b>72.2% (26)</b>	27.8% (10)	0.0% (0)	0.0% (0)	1.28	36
Case study discussion. Lesley Hanson	<b>62.9% (22)</b>	25.7% (9)	11.4% (4)	0.0% (0)	1.49	35
The therapeutic assessment of postpartum pelvic floor muscle dysfunction- Anterior and posterior compartment. Julia Herbert	<b>64.9% (24)</b>	32.4% (12)	2.7% (1)	0.0% (0)	1.38	37
Case study discussion Julia Herbert	<b>61.3% (19)</b>	32.3% (10)	6.5% (2)	0.0% (0)	1.45	31
Psycho-social-sexual effects of postpartum incontinence with focus on South African culture and strategies to manage. Corlia Brandt	12.5% (4)	<b>50.0% (16)</b>	34.4% (11)	3.1% (1)	2.28	32
Guided discussion of topics for research. Lesley Hanson	33.3% (4)	<b>41.7% (5)</b>	25.0% (3)	0.0% (0)	1.92	12
Guided discussion of topics for research. Julia Herbert	<b>38.5% (5)</b>	<b>38.5% (5)</b>	23.1% (3)	0.0% (0)	1.85	13
Guided discussion of topics for research. Linsay Wallace	33.3% (4)	<b>41.7% (5)</b>	25.0% (3)	0.0% (0)	1.92	12
Guided discussion of topics for research. Mariette Pitlo	<b>44.4% (4)</b>	<b>44.4% (4)</b>	11.1% (1)	0.0% (0)	1.67	9
<b>answered question</b>						<b>37</b>
<b>skipped question</b>						<b>0</b>





### 8. Given the topic was this course:

		Response Percent	Response Count
<b>Right Length</b>		90.0%	27
Too Short		10.0%	3
Too Long		0.0%	0
Not Sure		0.0%	0
<b>answered question</b>			<b>30</b>
<b>skipped question</b>			<b>7</b>

### 9. Was this course

		Response Percent	Response Count
Introductory		28.1%	9
<b>Intermediate</b>		71.9%	23
Advanced		0.0%	0
Not Sure		0.0%	0
<b>answered question</b>			<b>32</b>
<b>skipped question</b>			<b>5</b>

### 10. How well has this course met your expectations?

		Response Percent	Response Count
Very well		43.8%	14
<b>Well</b>		46.9%	15
Adequately		6.3%	2
Not at all		3.1%	1
<b>answered question</b>			<b>32</b>
<b>skipped question</b>			<b>5</b>


## 11. How would you rate the following?

	Very Good	Good	Poor	Very Poor	Rating Count
Accommodation	<b>64.3% (9)</b>	35.7% (5)	0.0% (0)	0.0% (0)	14
Social Events	46.2% (6)	<b>53.8% (7)</b>	0.0% (0)	0.0% (0)	13
Catering	<b>57.6% (19)</b>	42.4% (14)	0.0% (0)	0.0% (0)	33
Organising Committee	<b>71.9% (23)</b>	28.1% (9)	0.0% (0)	0.0% (0)	32
<b>answered question</b>					<b>34</b>
<b>skipped question</b>					<b>3</b>

## 12. Course Issues

	Strongly agree	Agree	Disagree	Strongly disagree	Rating Count
The content was as described in the programme/promotional material	45.5% (15)	<b>54.5% (18)</b>	0.0% (0)	0.0% (0)	33
The content provided me with information that will be helpful in my work	48.5% (16)	<b>51.5% (17)</b>	0.0% (0)	0.0% (0)	33
The format was effective in eliciting knowledge and ideas	<b>51.5% (17)</b>	48.5% (16)	0.0% (0)	0.0% (0)	33
The presentations challenged my thinking	48.5% (16)	<b>51.5% (17)</b>	0.0% (0)	0.0% (0)	33
The speakers identified important issues	<b>57.6% (19)</b>	42.4% (14)	0.0% (0)	0.0% (0)	33
There were ample opportunities to ask questions	<b>56.3% (18)</b>	43.8% (14)	0.0% (0)	0.0% (0)	32
The speakers thoroughly answered participants' questions	<b>59.4% (19)</b>	40.6% (13)	0.0% (0)	0.0% (0)	32
<b>answered question</b>					<b>33</b>
<b>skipped question</b>					<b>4</b>



### 13. Would you recommend the course to a colleague?

		Response Percent	Response Count
Yes		100.0%	34
No		0.0%	0
answered question			34
skipped question			3

### 14. If no please explain your reasons

	Response Count
	0
answered question	0
skipped question	37


### 15. Did you receive sponsorship to attend this course?

		Response Percent	Response Count
Yes		14.7%	5
No		85.3%	29
answered question			34
skipped question			3

### 16. If yes- from whom?

	Response Count
	4
answered question	4
skipped question	33

### 17. Should we conduct a similar course in the future?

		Response Percent	Response Count
Yes		100.0%	29
No		0.0%	0
answered question			29
skipped question			8

### 18. What was the strongest aspect of this course?

	Response Count
	10
answered question	10
skipped question	27

### 19. What was the weakest aspect of this course?

	Response Count
	6
answered question	6
skipped question	31

### 20. What if anything, should have been included that was not?

	Response Count
	7
answered question	7
skipped question	30



## 21. Do you have any suggestions for improving the next course?

	Response Count
	9
answered question	9
skipped question	28