

ICS Committee Reports 2018

Contents

Children and Young adults Committee Report 2018	2
Report of ICS Developing World Committee- 2018	3
Annual report of the Education Committee 2018	6
Ethics Committee Report.....	12
ICS Nursing Committee 2018 Full-Term Report to Board of Trustees.....	17
2018 ICS Physiotherapy Committee Annual Report	24
Publications and Communications Committee 2017-18	28
ICS Standardisation Steering Committee update 2017-2018	30
Scientific Committee Annual Report 2018.....	33
ICS Urodynamics Committee	44

Children and Young adults Committee Report 2018

1. **Activities of the past year**

- A. Organised workshop in Philadelphia
- B. Organised add on course with ICCS on Bladder and bowel dysfunction, September 2018 – pending Education Committee approval.
- C. Publication of a text on Clinical Urodynamics in children with Springer
- D. Definition of agreement with Wellspect and Coloplast for fellowships
- E. Definition of criteria for fellowship program and assignment, start 2018
- F. Definition of activities for producing bladder and bowel document
- G. Paediatric voiding school

2 **Plans for the next year**

- A. New courses: define countries
- B. Publication of the 2 papers on bladder and bowel (Wellspect)
- C. Fellowship program: 4 fellowships will finish their training program in 2019
- D. Define with actual sponsor (Wellspect and Coloplast) and new one (contact in action) new funding for maintaining the fellowship program in the next years.
- E. Start Book in transitional care
- F. Activities of Paediatric Voiding Dysfunction School

3. **Budget Request**

No budget request

Report of ICS Developing World Committee- 2018

Prepared by Sakineh Hajebrahimi, Chair

Members:

- Sherif Mourad
- Ajay Singla
- Laleh Amini
- Christopher Payne
- Laleh Amini
- Margaret McDougald
- Kate Sloane
Magdy Hassouna

Research and training working group

- Emmanuel J Braschi (Argentina)
- Riyad Almusa (KSA)
- Rahmi Onur (Turkey)
- Rosiana Pradanasari Wirawan (Indonesia)
- Shirish Dattatreya Yande (India)

Non-ICS Members who are invited to cooperate in research project working group

- Homayoun Sadeghi Bazargani (epidemiologist)
- Hadi Mostafaei (Member of Iranian EBM center)
- Fereshteh Farhadi (Member of Iranian EBM center)
- Nafiseh Vahedi (librarian)
- Fariba Pashazadeh (librarian)

1. Activities and achievements over the past year

Reorganise committee structure: as a newly established committee we have been busy over the past years with organisational and fundamental regulations in the committee:

- The training and research working group was established with 5 members worldwide, in which all are from developing countries
- Three new members joined us

- Five non-ICS methodologists are active in our working group unofficially

Research:

Two research proposals were approved in the research center for EBM in collaboration with ICS last year.

- ◀ The first one: a systematic review about prevalence of urinary incontinence in developing world.
- ◀ The second one: prevalence of voiding dysfunctions in 5 developing countries (mostly working group members' countries).

The second study will start by 2019.

In addition, we invited a team in Iranian EBM center to do the third systematic review. All three studies granted funding by EBM center.

➤ **Systematic review for prevalence of urinary incontinence in developing world:**

Fortunately, this systematic review is finalised in Iranian EBM center. We retrieved only 16 populations-based prevalence studies. The lowest prevalence of urinary incontinence was reported from India (10%) and the highest rate was related to Sri Lanka (55.6%).

➤ **Prevalence of voiding dysfunctions in 5 developing countries:** is pending now

Training

- ◀ Committee have proposed a 3 days Educational course and live surgery for urinary incontinence, prolapse and fistula. The program has been sent to ICS and GPC office and will be discussed in SIU meeting in October 2018. The course will be held, if approved, in Khartoum (Sudan) in December 2018.
 - ◀ A workshop was held in Florence at ICS 2017: ICS Core Curriculum (Free): Planning for effective and efficient clinical research and reducing the waste in incontinence research.
 - ◀ A guest speaker from the committee spoke at the SIU meeting in Istanbul, Feb. 2018.
 - ◀ The committee had an active role in encouraging ICS members to attend in PACS in January 2018
 - ◀ TIFU-2018 congress in Tabriz. From August 14-17, 2018, we will hold the second functional urology conference, several workshops and original research presentations, in addition we will have lectures from nine ICS members. This course is pending Education Committee approval.

Publications:

- ◀ Committee to assign classification project tasks between members and working group members. After collecting the ideas, four algorithms from ICI incontinence book regarding management of urinary incontinence in male and female patients, pelvic organ prolapse, and fecal incontinence were selected, and all was sent to the working group for translation. The committee have produced Turkish, Persian and Arabic translations. In addition, a Spanish and French version will be completed by end of July.

Plans for the next year:

- Validation of ICIQSF-UI, ICIQ-OAB in different languages of developing committees
- Finalising of second research proposal
- Meeting up with the GPC in October 2018, to grant requests for education and training activities in developing worlds.
- Holding a workshop in ICS 2019.
- Selecting and organising priorities for countries with higher prevalence of incontinence for the mentioned training courses in the next year – pending Education Committee approval.
- Having ICS speakers in the national meeting of developing countries like Turkey, Saudi Arabia, Iran, UAE, Indonesia, Malaysia, India, Argentina and the rest of lower income in developing countries gradually– pending Education Committee approval.
- Conversations with PACS to have a special session for developing countries– pending Education Committee approval.

Budget request for 2018-2019

We have requested funding from GPC to translated algorithms. We require ICS funding for publishing hard copies of the algorithms. This information will also be available online, on the ICS website.

In addition, the GPC grant will provide funding for members to provide in the workplace training courses, in a low income developing country. Pending Education Committee approval.

Sakineh Hajebrahimi

Annual report of the Education Committee 2018

Elise De, Chairman

Name	Country	Field	End
Elise De Chair	USA	Urologist	05/09/2019
Margot Damaser	USA	Biomedical Eng	30/08/2018 not renewing
Kari Tikkinen	Finland	Urologist	30/08/2018 6-year term finished
Alex Digesu	UK	Urogynaecologist	28/08/2020
Paula Igualada-Martinez	UK	Physiotherapist	28/08/2020
Nikolaus Veit-Rubin	Austria	Gynaecologist	14/10/2021
Frankie Bates	Canada	Nurse	14/10/2021
Enrico Finazzi Agro	Italy	Urologist	14/10/2021
Amy D. Dobberfuhl	USA	Urologist	14/10/2021
Mauro Cervigni	Italy	Urogynaecologist	Ex-officio Trustee position

Matthew Fraser	USA	Neuroscientist	14/10/2021
Mikolaj Konrad Przydacz	Poland	Trainee	14/10/2021
Massarat Zutshi	USA	Coloproctologist	14/10/2021

We say goodbye to Margot and Kari this year. Both members of the committee have been invaluable, and they will be sorely missed. Amy will join the committee formally after being co-opted for a couple of years and the same with Matthew Fraser. We welcome Mikolaj to support our early career professionals and Massarat as our other colorectal representative.

Activities and achievements in the past year

2018 Workshops – Traditional role plus some new innovations

- 32 workshops accepted and 29 rejected by the education committee in London in February 2018.
- 3 cadaver courses are being coordinated by Alex Digesu
- Intentionally selected new speakers/chairs for running topics (e.g. prolapse)
- ICS Core Curriculum workshops run by the committees are running again during ICS 2018. Each Committee workshop has been branded an ICS Education Course and is Free Core Curriculum. We are targeting many of these for filmed, published, Educational Modules.
- In-App Evaluations will continue to be conducted with an added incentive of a prize draw to enter.
- Faculty evaluations (still on paper) have been reworked and will be distributed to ICS Committee members
- Plans for 2018 workshop applications are underway with a deadline of 3rd January 2019.

Learner Assessment Project

- Sub-committee of Amy and Enrico with co-opted Tomas Griebing and Adrian Wagg have worked to develop the learner assessment.
- 4 workshops are involved as a pilot for 2018
- Plan to get multiple choice questions in advance of ICS 2018. When workshop edited learners will be invited to conduct a survey/questions to see what they have learnt.

2018 Early Career Session

Kari Tikkinen has again arranged the **Early Career Session** at ICS 2018

- Range of experts
- Elise and Margot keynote lecture on mentorship.
- Night out in Philly!
- New members Amy Dobberfuhl and Mikolaj Konrad Przydacz to continue this work

Faculty Database

- New database developed with Frankie and office.
- Now up and running and members invited to complete
- Requires IT department to complete task so that course directors can easily search

for faculty

Online Education Content

- Standard Operating Procedures for ICS Online Education now being adhered to by all ICS members. Revisions proposed
- At this point all online content has been vetted and catalogued.
- New work:
 - Several videos were commissioned by the Education Committee
 - Faculty Development – re-branded Express Learning. The following were finalised this year
 - Preparing a high-quality poster for your ICS presentation: Tips for success
 - Good presentation practice
 - Chairing your ICS Committee: Tips for success
 - Successfully chairing your ICS Annual Scientific Meeting session
 - Educational modules
 - Clinical stress test for urinary incontinence
 - Electromyography in the assessment and therapy of LUTS
 - Detrusor leak point pressure in patients
 - Pad weight testing in evaluation of urinary incontinence
 - Filing Cystometry
 - Ambulatory monitoring – filmed awaiting editing
 - Scientific Content – filmed awaiting editing
 - Is it time to change the management of delivery to prevent pelvic floor dysfunction
 - The majority of ICS 2017 content is now edited and online.
 - Plan to film as much as possible at ICS 2018
 - Work continues in this area - the turn-around from filming to final edited version is now very swift with the full time editing staff member!
 - Curating of content and planning curricula with Committees and Institutes are significant ongoing priorities

ICS Cadaver Course – Education Committee Tangential, Just Commented

- Planned for September 2018 – almost sold out!

Education Courses/Guest Lectures – Lots of work this year on alliances and expenses

A full list of courses and guest lectures arranged by the education committee can be found

at the end of this report. The budget for 2018 was £22,500. It was clear in June that we had several more requests which were valid and an additional £5000 was approved by the Board.

The committee has also worked hard to ensure that different speakers are used at these events and the funding rules are applied. We have also worked hard to reduce the cost of each trip and have given many partial travel awards. Alliances/ Exchanges with SIU, ASCRS, IUGA, SUFU.

Plans for 2019

- Continue to develop the ICS Institute with the School Directors and range of SOP's required.
- Updates to the workshop application process to ensure workshops applications are more detailed and easy to submit.
- Continued focus on Educational Assessment

Continued alliances/ collaboration with other societies

Budget

The Education Committee seeks budget approval for 2019 and 2020 now so that there is no gap approving Educational events whilst awaiting budget in Feb 2019.

- £25,000 for education courses/guest lectures
- £10,000 for ICS Educational Online Content Production
- £8000 for face to face meeting – 2nd February 2019 – destination to be confirmed.

<u>Name of Course</u>	<u>Date</u>	<u>Destinati on</u>	<u>Speakers/topic/speciality</u>	<u># tim es spo ken in last 2 yea rs</u>
Pan Arabic Continen ce Society (PACS)	Jan	Beirut, Lebanon	Sharon Eustice (Nurse) Maruo Cervigni (urogynae) Bary Berghmans (physio) Emmanuel Chartier – Chastler (urologist)	1 1 0 3
Uro Zagzig	Feb	Zagzig, Egypt	Sherif Mourad Rizwan Hamid	9
EAU Section of Female and Functional Urology (ESFFU) meeting at EAU18	Marc h	Copenha gen, Denmark	Sherif Mourad (Urologist) Management of vesico vaginal fistulae	6
European Association of Urology Nurses (EAUN)	Marc h	Copenha gen, Denmark	Angela Rantell (Nurse)	0
European Society for Sexual Medicine	Marc h	Lisbon, Portugal	Montserrat Espuna (urogynae) Petra J. Voorham - van der Zalm (Physio)	0 0
Urogenital Apparatus: Pathophysiology and Specialized Experimental Approaches	April	Tlaxcala City, Mexico	Karl-Dietrich Sievert (uro)	0
6th Int Con of Pelvic Physio and Functional Urogyne	May	Brazil	Abdul Sultan (urogynae)	0
SIUD	June	Italy	Frank Van de Aa (uro)	0

Queen Square Uroneurology Course	June	London, UK	Several ICS speakers on programme	
IUGA	June	Vienna	Dudley Robinson (urogynae)	1
Physio Sex Programme	June	Warsaw	Bary Berghmans (physio)	3
XIV South Brazilian Urological Congress	July	Camboriú, Brazil	Several ICS speakers on programme but asking for funding David Castro (uro) Enrico (uro)	5 0
Brazilian Urological Association (SBU)	Sept	Sao Paulo, Brazil	Gommert van Koevinge (uro)	0
Nurses visit to China	Sept	All over China	Donna Bliss and Kathleen Hunter (nurses)	1
HUA	Oct	Greece	Rizwan Hamid (uro)	3
SIU 2018	Oct	Seoul, S Korea	Elise/Sherif/ Yasuhiko Igawa / Kyu-Sung Lee /Chris Chapple/Emmanuel Chartier/Liliana Bordeianou Massarat Zutshi, Talli Rosenbaum	
EUS	Nov	UAE	Sherif Mourad (uro)	6
SINUG	Nov	Seville Spain	Alex Digesu (urogynae)	3
SPR	Dec	New Orleans	Karen D. McCloskey (basic scientist)	0

Ethics Committee Report

Please note this document was updated after the Ethics Committee (EC) meeting Tuesday, August 28, 2018.)

1. EC Committee Membership

The EC Membership remains at 10 individuals including the Chair. This is felt to be the optimal number to support EC activities. Last election cycle, **Nina Davis** was re-elected as Chair.

Current EC Committee Membership

Nina S. Davis (US) Chair/Urologist
Alvaro Bedoya-Rongo (UK) Urogynaecologist
Elise De (US) Urologist
Ruwan Fernando (UK) Urogynaecologist
Cristina Naranjo-Ortiz (Spain) Physiotherapist
Heidi Moosdorff-Steinhauser (NL) Physiotherapist
Ryuji Sakakibara (Japan) Neurourologist/Scientist
Chris Chatterton (UK) Scientist/Ethicist
Martha Spencer (CAN) Geriatrician
Tamara Dickinson (US) Nurse Practitioner

We are also grateful for the support of David Castro-Diaz as ex officio member from the Board of Trustees.

Completing their first term will be **Chris Chatterton, Tamara Dickinson, Ryuji Sakakibara** and **Martha Spencer**. Tamara and Martha have committed to a second term.

2. Activities/Achievements

- The ICS 2017 free Workshop (Core Curriculum), **The Ethics of Female Genital Mutilation (FGM) and Other Urogenital Interventions: An Interactive Workshop** had larger attendance than any workshop previously, and due to the intentionally controversial nature of some of the subject matter, there was spirited interaction representing numerous perspectives and opinions. Once again, the workshop received generally high grades from attendees.
- This year's workshop, to be presented Thursday, August 30 at 14.00, is entitled **Ethical Dilemmas in the Care of the Aging Patient: A Case-Based Interactive Workshop**. The workshop was organised and will be moderated by **Heidi Moosdorff-Steinhauser**. The other faculty include **Tamara Dickinson** who will open with a discussion of the assessment and management of the frail patient; **Martha Spencer** who will provide insights into dealing with situations in which there is disagreement between caregivers, families and patients regarding care; and **Anne**

Suskind, a geriatric urologist and researcher, will present approaches toward the treatment of the demented incontinence patient.

The EC continues to be committed to encouraging Ethics Submissions for the Annual Meeting, particularly from trainees. The first such award was given out last year in Florence. The £500 prize was awarded to **Hedwig Neels** for her poster *Are female adolescents eager to know more about the pelvic floor?* This year, examples of appropriate submissions were incorporated into the application website; a video describing the objectives for the award and process for submission and for consideration for the prize was made by **Alvaro Bedoya-Rongo**; and advertisements were placed in ICS communications to inspire as many as possible to enter an abstract. Unfortunately, only 3 submissions relevant to the subject of medical ethics were submitted, and a review by members of the EC found none to be deserving of consideration for the award. Therefore, it was decided not to give out a prize this year. We would like to try one more year to promote and establish this unique and potentially stimulating area of investigation and interchange such that it becomes a recognised and well-accepted entity by the entire membership. **The EC would appreciate it if fellow Chairs, Trustees and the ICS Staff spread the word and encourage submissions in the next meeting cycle.** We are especially interested in receiving submissions from early career members and trainees. The 500 euro prize should make this a coveted award.

- As a means of creating more structure to the activities of the EC, **Nina Davis** prepared an SOP to guide future EC chairs and members in carrying out the remit of the committee. This was felt to be necessary because, even though the mission of the EC is outlined in the TOR, those coming onto the committee and those leading the committee would benefit from a more granular view of committee functions. It is hoped that the SOP will serve as a “living document” to be modified and expanded on a regular basis to accurately reflect all that the committee does both overtly and behind the scenes.
- In performing the annual review of the TOR, it was decided that the educational portion of the EC’s mission needs to be expanded to indicate not only production of an annual workshop but also ancillary educational activities that align with the ICS Strategic Plan. An edited version of the TOR is being created and will be submitted for Trustee approval.
- Unfortunately, less business was transacted this year via teleconference than was anticipated due to technical issues with the teleconference provider. Many EC members were unable to access the meetings. The EC looks forward to working with the ICS Office to ensure easy access to facilitate these important meetings.

3. Future Projects and Activities

- In conjunction with the EC’s focus this year on the care of the frail elderly, **Nina Davis** will be traveling to Bristol November 8 to shoot an educational video outlining methods of frailty assessment and considerations before embarking on surgery in the frail elderly. Key messages from the workshop will be included in the video. Martha Spencer will contribute to the video as well, providing the geriatrician’s perspective. Because, in Europe, physiotherapists often do the frailty evaluation, discussion regarding the role and contributions of various other providers in performing this important assessment worldwide will be included.

- The EC plans to continue to offer a free workshop relevant to the ICS Core Curriculum at the 2019 meeting in Gotenberg. It is also hoped that the EC can expand its offerings by sponsoring roundtables and or an annual debate.
- The EC will continue to expand its microsite with educational content so that it will also serve as an informational resource for membership.
- The EC will develop materials with ethics-related content as its contribution to the ICS Core Curriculum. A needs assessment may be the best way to ensure that EC efforts are directed toward producing materials deemed of benefit to the Society. We will work with the ICS Office to query the membership.

4. Budget Request

The EC budget request for 2018-19 has been appended to this report.

5. Special thanks to the ICS Office for their forbearance, responsiveness and ongoing support of EC activities.

Respectfully submitted,

A handwritten signature in black ink that reads "Nina S. Davis". The signature is stylized, with the first letters of the first and last names being prominent.

Nina S. Davis, M.D., FACS
Ethics Committee Chair

2018-2019 BUDGET REQUEST - ICS ETHICS COMMITTEE				
Budget Item Request	Cost	Justification	Alignment to ICS strategy	Objectives (should be specific and measurable)
<p>Conference calls, 3/year for up to 10 individuals including co-opted member(s), ICS Staff and Dr. Castro-Diaz, Trustee member</p>	<p>£500</p>	<p>The conference calls are integral to conducting the business of the committee including communication of important information, sharing and expanding upon ideas regarding projects such as composing white papers or organising workshops/activities for the ICS Annual Meeting, as well as discussing issues of concern to the committee.</p>	<p>-Ongoing EC monitoring of COI compliance ensures that the integrity of the organisation is maintained</p> <p>-A programme currently in the planning stages will attract the interest and participation of early career members and others who might not ordinarily present at the meeting</p> <p>-Produce consensus and policy papers that will advance the academic objectives of the ICS and enhance its standing in establishing global policy</p>	<p>-Maintain the highest level of academic integrity through monitoring of COI reporting and assessing commercial bias in the ICS-sponsored programmes</p> <p>-Publish 1-2 white papers or reviews/year on ethical topics of global concern, e.g., the ethics of live surgery</p> <p>-Provide an annual workshop to the scientific programme for the ICS Annual Meeting</p> <p>-Contribute a unique activity of interest to the general membership dealing with one or more “hot topics” in global ethics including debates that may be conducted as part of a workshop or as a stand-alone presentation at the Annual Meeting.</p>

<i>Best Ethics Poster Award at the Annual Meeting</i>	£500	<i>As approved by the Trustees. The cost would be applied to annual meeting budget.</i>	<i>Encourages submissions by trainees and early-career attendees</i>	<i>-Increased number of submissions under the Ethics category</i> <i>-Increased number of submissions by trainees and early-career professionals</i>
Total Cost	£1,000			

ICS Nursing Committee 2018 Full-Term Report to Board of Trustees

Prepared by Donna Bliss, PhD, RN, FGSA, FAAN, Chair

Members: Donna Bliss (Committee chair), Sandra Engberg (Education and Practice subcommittee chair), Joan Ostaszkiwicz (Research subcommittee chair), Jo Booth (Communications subcommittee chair and chair of Bladder and Bowel Training Consensus Document Task Force), Tamara Dickinson (chair of Task Force on Fellowships) and members Alison Bardsley, Veronica Hagaar, and Mary Wilde; ad hoc doctoral student Amy Hunter

The Nursing Committee is comprised of three subcommittees, Education and Practice, Research, and Communications, and creates task forces as needed to complete various special projects. The Nursing Committee chairperson and members work together on various activities.

Education and Practice Subcommittee Related Activities

Activities during the past year

ICS Annual Meeting

- Planned the Nursing Forum and Nursing Workshop for the 2018 annual conference in Philadelphia, USA along with the Nursing Committee chairperson
 - Included local nurse presenters living in the country hosting the ICS annual meeting as well as ICS Nursing Committee members in both the forum and workshop

- **ICS Educational Courses**
 - Nursing Committee assisted in identifying nurse speakers for the PACS conference (Sharon Eustice) and EAUN (Angela Rantell) in 2018

 - DB and Kathleen Hunter developed a collaboration with the Chinese Urology Association Nurses (CUAN) to offer educational courses about nursing care for patients with incontinence in 3 cities in China in September 2018. CUAN is interested in having ICS provide educational courses for the next several years. This first is a pilot and developing a standard course was discussed as an aim.

- **Educational and Scholarly publications/resources/e-learning**
 - The Chair of the Nursing Committee (DB) received an endorsement of the ICS trustees for a planned book about management of faecal incontinence for the advanced practice nurse. DB is the editor of the book which will be published by Springer (FR). Most of the authors are ICS members and members of the ICS Nursing Committee at the time

the book was started who have the appropriate expertise. The completed draft was submitted to the publisher on time. Four reviewers (nurse members of ICS) reviewed the book and recommended revisions, which the authors and editor considered. Several sets of proofs of the book were reviewed in spring and summer 2018. Publication of the book is planned in time for the 2018 annual meeting.

- AB volunteered to lead the production of a video on urinary catheterisation and catheter care at the request of the chair of the Educational Committee. However, she was unable to conduct this project.

Future Education and Practice related activities

- Complete work on the Bowel and Bladder Training project
- DB will assess if the video about urinary catheters is still of interest and will seek a new lead for the project
- The committee will identify the focus and potential speakers for the Nursing Workshop at and the 2019 ICS annual Meeting in Gothenburg
- Identify topics and speakers for 2019 Nursing Forum at 2019 ICS annual Meeting in Gothenburg
- DB is starting a strategic planning activity for the Nursing Committee to guide and prioritise its larger activities

Task Force on Bladder and Bowel Training Consensus Document

- Twenty nurse members of ICS were recruited to establish Consensus in a Delphi procedure for the document. The first review was completed in December 2017.
- Not all reviewers followed the requested procedure. JB, DB and the ICS staff spent considerable time in trying to interpret/transform all reviews into a utilisable format.
- The procedure and time needed to do this and develop/format a document with the suggested changes for the second review would take much time. The ICS staff informed the task force that it did not fully understand the task and did not have the resources to do this type of activity but would assist in completing it as well as they could. Preparations for the annual meeting were another factor. DB and JB took on some of the work.

Future Activity Bladder and Bowel Training Consensus Document:

- The remaining two reviews will be completed in Fall 2018
- Reviewers will be contacted re: their continued availability and new ones sought if needed
- The document will be uploaded on the ICS website when completed and submitted to NAU for publication.
- DB is starting a strategic planning activity for the Nursing Committee to guide and prioritise its larger activities

Research Related Activities

Activities during the past year

- Review scientific abstracts for the ICS 2017 annual scientific meeting
 - Four members of the Nursing Committee volunteered to review scientific abstracts
- Promote nurses to attend and submit their research to the 2018 ICS meeting and join ICS
 - Target Nurse authors (researchers and clinicians):
 - JO & JB reviewed publications about incontinence from Jan 2016-Nov 2017 in key nursing journals known to publish articles/studies incontinence topics (*Journal of Wound, Ostomy & Continence Nursing* (n=41 nurse authors), *Australian & New Zealand Continence Journal* (n=16), *Urologic Nursing* (n=18), and *International Journal of Urological Nursing* (n=13 nurses). The Nursing Committee developed a personalized email invitation to the annual meeting, which was emailed by the ICS office sent to all identified authors, signed by Diane Newman, DB & JO, with the exception of authors who were current members of ICS.
- Promote adoption of a guide to writing and reviewing qualitative research abstracts by the ICS Scientific Committee previously developed by the Nursing Committee
 - JO and DB liaised with the nurse member on the ICS Scientific Committee who said she will work to promote adoption of this document by the committee

Ideas for future research related activities

- As a follow-up to a past project of the Nursing Committee on the continence nurse role, begin the next phase (a one-year project) toward developing a consensus statement about the educational preparation/content/clinical competencies of continence nurses caring for individuals at all stages of life and in all healthcare/social settings with incontinence is planned. This project will involve a search and compilation of electronic databases and websites for documents/resources and peer review publications about relevant education/competencies for continence nursing care, invitation of ICS nursing committee members to identify additional education/competencies, and creation of a list to present to the nursing committee
 - This is on hold until completion of the Bowel and Bladder Training consensus document which is taking more effort and time for completion and limited time by committee members and staff

- Develop an ICS document to provide guidance for review and writing of mixed methods abstracts
 - This is on hold pending progress of the similar qualitative research document and assessment of potential interest (and possible participation) of the Scientific Committee in such as guide and need to follow current SOPs re: applying for developing new documents instituted since development of the qualitative document
- Repeat promotion of ICS Fellowships to nurse members

Communications related activities

Activities during the past year

- Promote attendance of nurses at the annual meeting in Philadelphia and to join ICS
 - Promotional materials from the ICS Nursing Committee and chair that were developed and emailed last year were updated and resent by the ICS office to contacts at US nursing societies asking them to publicise them to their members
 - Promotional materials targeted at ICS nurse members were developed by DB and JB with the assistance of the ICS staff for the ICS website, newsletter, and mailers
 - The ICS Nursing Forum is offered as a free session on Thursday of the annual meeting. One day registration is available to nurses for Tuesday during the annual meeting for the nurse focused sessions planned by the local planner and for Thursday for the ICS Nursing Committee sessions.
 - A networking lunch for nurses is planned on Thursday during the annual meeting; due to a different schedule for the annual meeting this year and a new time of the AGM, the lunch time is shorter than in previous years
 - An ICS scholarship of one-year free membership was offered to doctoral students. Several nurses received this scholarship
 - DB developed promotional information about ICS for a Chinese nursing society newsletter in advance of the fall course in China
 - DB will deliver a presentation about ICS Nursing Committee, ICS and benefits of being an ICS Affiliate organisation in China
- Provide up-to-date information about ICS Nursing Committee to members
 - All abstracts from the 2017 annual meeting authored by nurses were added to the Nurses webpages and available until March 2018
 - Periodic 'e-news' item have been provided, including the Ann Hui Nursing Association honor received by Donna Bliss and Kathleen Hunter for their work in China, appointment of a liaison (Professor He) and co-liaison (Mr.

Larry Tsang) to the Nursing Committee to assist with the new course to be delivered in China

- JB updated Nursing Committee Members' details and positions on website with assistance of office staff
 - An email call to ICS nurse members for references of new publications or awards to post on webpage was placed
 - Information about the course in upcoming China 2018 was publicised on the ICS website
- Promote activities of ICS relevant to nurse members
 - A call for new nurse members for ICS faculty for courses and programs have been sought in liaison with nurse member of ICS Educational Committee
 - DB advised on promotion/publicity strategy of first ICS regional meeting in AZ, USA
 - Publicise the clinical awards and fellowships to targeted continence organisations with nurse members and nurse authors/researchers
 - Targeted marketing with regard to increasing membership as well as clinical awards and fellowship opportunities was sent to relevant continence organisations and nurse authors identified in a review of publications by the research and the communications sub-committees.
 - (Also see report form Fellowship task Force)

Future Communications related activities

- Continue website, newsletter, and email communications to inform and engage ICS members
- Continue promotion/publicity activities to promote nurse attendance at annual meeting and membership in ICS
- Publicise book for AP nurses about FI on ICS website
- Publicise course in China after completion
- Continue to promote ICS Awards
- Work with Fellowship Task Force on promoting fellowships to nurses
- Continue to offer networking lunch for nurses; discuss a different day for Nursing Committee sessions at annual to achieve a longer time for the lunch

ICS Fellowship Task Force

- There were no applicants for the ICS fellowships despite the publicity by the Communications subcommittee of the Nursing Committee described above
- There was one request from a nurse in Turkey to assist with an application for an ICS clinical fellowship. The Nursing Committee and Fellowship task Force was unable to find a match for a sponsor/mentor for the person making a request; various barriers to this approach were identified by members.

Future Activities for ICS Fellowships:

- DB listed an item about the fellowships and approach on the agenda for discussion
- Suggestions by the Task Force to consider:
 - Develop Nursing Fellowship Sponsors Bureau (list of sponsors/supporters from within the organization and identify subspecialty areas of these sponsors/supporters and what they can offer an applicant as well as any other restrictions/limitations).
 - Partner with EAUN (<https://nurses.uroweb.org/>), BAUN (<https://www.baun.co.uk>), SUNA (www.suna.org), WOCN (<https://www.wocn.org/default.aspx>) and Association for Continence Advice (ACA) (<https://www.aca.uk.com/>) to advertise/promote fellowship opportunities to nurses outside the organisation. This would offer collaboration as well as offer potential membership growth.
- Projected Resources needed:
 - Office assistance for sending out a notice requesting information in Recommendation #1, collecting and collating information
 - Nursing committee member to reach out to organisations in Recommendation #2. This may be an opportunity to foster reciprocal collaboration and arrangements.

Committee members

- Three members are completing their terms on the Nursing Committee and are thanked for their contributions: Sandra Engberg, Veronica Hagaar, and Mary Wilde.
- There are three new Nursing Committee members: Amy Hunter (UK), Joanne dean (AU), and Joanne Robinson (US). Joanne Robinson was appointed as Chair of the Education and Practice Subcommittee

Future activities

- DB did not appoint a doctoral student to the committee pending development of a simple application, criteria, and activities for this ad hoc position.
- DB requested that the Director of the Nursing Institute be a liaison to the Nursing Committee. Sandra

Budget requests for 2018

- Support for the Nursing Workshop and Forum to be free to nurses at the 2018 meeting
- Repeat the networking lunch for nurses and nurse graduate students at ICS 2019 with a longer time than 35 min for the lunch; consider scheduling the Nursing Committee activities on a different day to achieve this
- Office assistance to promote nurse participation in ICS 2019

- ICS office assistance to assist with completion of the Bladder and Bowel Training consensus document
- Office assistance to coordinate strategic planning among committee online regarding future activities
- Office support to continue, website, and newsletter, and publicity activities
- Office assistance to promote ICS Fellowships to nurse members

2018 ICS Physiotherapy Committee Annual Report

Chair: Doreen McClurg

Term of Office: September 2017-September 2020

Date report submitted 1st August 2018

Committee members 2017-2018: Doreen McClurg (DM) Chair, Cristiane Carboni (CC), Rhonda Kotarinos (RK), Adelia Lucio (SL), Nelly Faghani (NF), Peter Meyers (PM), Heather Moky (HM), Melanie Morin (MM), Cristina Naranjo-Ortiz (CNO), Petra Voorham-van der Zalm (PZ), Paula Iguualada-Martinez (PI). Cristina Naranjo-Ortiz (CNO) also representing the ICS Board of Trustees

One member, Melanie Moran, completed her second term on the committee and was not able to renew. One resignation, Peter Meyers due to ill health. We had two applications and were therefore able to appoint both – Gustavo Latorre and Jenniffer Voelkl.

We have had two meetings in the last year, one face to face in Florence, September 2017, and a teleconference with the full committee (February 2018).

The Physiotherapy Committee represents and supports ICS physiotherapy members. The physiotherapy committee member's contribution to various ICS committees in order to encourage and maintain the multidisciplinary strength of the ICS. It acts as a liaison body between the Chair of ICS, ICS Board of Trustees and its physiotherapy members regarding matters of mutual concern.

It is pleasing to see that there is PT representation on many of the ICS committees, including the Board of Trustees.

The Physiotherapy Committee has 3 functions: communication, research and education.

Activities and achievements over the past year:

- Publication led by Gill Brook on Physiotherapy role with fistula. Submitted for publication to NAU
- Further work on ICS Educational paper

Physiotherapy Round-table sub-committee Petra Voorham-van Zalm, is responsible for the Organisation of the Philadelphia Physiotherapy Forum meeting. We have 120 registered at the moment

A full afternoon program has been organised as well as a drinks reception on Wed 29th August from 14.00-18.30. The speakers in the early afternoon are: -

- Tine van Aggelpoel Toilet training: how about stool?:
- Hedwig Neels Tackling barriers to the prevention of PFD after childbirth:
- Carina Siracusa Oncology and functional outcomes: Women's health:
- Moheb Yani Mapping brain networks of pelvic floor muscle control.

Attendees then have the option of attending 2 Round Table workshops from a selection of 15 led by leading clinicians in areas as divergent as Pain and writing a manuscript. A drinks reception will be held after the event.

PT and ICS Philadelphia

PT is represented in a wide variety of workshops and podium and poster presentations. A basic workshop was not thought to be required in Philadelphia therefore a workshop based on updated evidence on conservative interventions was submitted and accepted instead. This will be presented by Chantale Dumoulin, Margret Sherburgh, Doreen McClurg and Melanie Moran.

Membership and Communications Sub-Committee (CC and RK)

The communications sub-committee is chaired by CC and helped by RK. There is a rota for members of the committee to provide articles for the web-site.

Education and Professional Development Sub-Committee (RK, PM, AL, & HM)

Publication accepted: -

The education and professional development sub-committee under Peter Meyers and Els Baker – Publication in Neurourology and Urodynamics ‘International Continence Society supported pelvic physiotherapy education guideline’ Published 2018, <https://doi.org/10.1002/nau.23350>

Work in development: -

Education Review – Scoping review of current world-wide practice in PFM examination and assessment – this was a survey led by Heather Rebecca Das and we hope to progress with this during the 2018-19 session.

Terminology for Pelvic Floor Muscle Function and Dysfunction – Led by Helena Frawley and Beth Shelley. Progressing, the first draft will be ready for review, by the working group, in Philadelphia.

Educational Module proposal from the Physiotherapy Committee regarding the Physiotherapy Assessment of Urinary Incontinence (Female), as well as the SOP for this gold standard format for online educational content. This has now been approved by the Educational, Standardisation and Treasurer. This is progressing with the first paper having been submitted for review. During Philadelphia we will be having discussion as to who progresses with this work i.e. the PT committee or the PT School

Scientific and Research Sub-Committee (MM, RD, CNO, DM, PI)

The new project for the Scientific and the Education committee is to pull together the methods for training physiotherapists in pelvic floor examination. The information collected world-wide is being collated and will feed in to the Educational Module this project. This is

an important project as it will establish current practice in teaching PFM examination in the developed and developing world. We can thus plan teaching programmes to suit cultural barriers etc.

Committee members serving on other ICS committees

- Scientific Rep: - Melanie Moran
- Trustee Committee: - Cristina - Naranjo Ortiz Re-elected
- Neurourology Committee: – Doreen McClurg

Liaison with ICS Physiotherapy members serving on other ICS committees

- ICS Education: - Paula Iguualada-Martinez
- Children and Young Adults Committee: - Nelly Faghagni
- Ethics Committee: - Cristina Naranjo Ortiz and Heidi Moosdorff-Steinhauser
- Standardisation: - Beth Shelley
Beth Shelley is also Editor in Chief of the ICS Wiki

Summary: full or part progress made on all goals set 12 months ago.

Part progress on goals during the year with a paper accepted for publication, one in draft form and acceptance of our SOP for developing educational materials

Plans for the next year:

- Membership and Communication sub-committee:
 - Planning for 2019 Round-table.
- Scientific and Research sub-committee:
 - Standardisation in training in the assessment of the pelvic floor – pull together the survey material
- Education and Professional Development:
 - Progress educational article, videos etc. This may align more with the School of PT
 - Continue to contribute physiotherapy topics and speakers to multidisciplinary educational activities
 - Contact key physiotherapy members to contribute to submission or workshops for 2019 meeting in Gothenburg

Notification of any new subcommittees (as the Trustees should formally approve these, as per the ICS Bylaws):

- We will be discussing the sub-committee structure at the meeting in Philadelphia

Details of any budget requests:

- Jan & July teleconferences 2019
- Funding for videoing educational material

Confirmation whether the committee will call for expressions of interest for new committee members, as of the 2019 AGM in Gothenburg CC will have completed her 2 terms of office and is therefore not eligible to re-stand, NF will have completed one term of office and is eligible to re-new. This will be confirmed during the meeting in Philadelphia.

Special request for any members whose terms are ending to be renewed for one more term. This is permitted assuming this Bylaw change is voted in by the membership at the 2013 AGM:

- Not known at this stage

Doreen McClurg

Publications and Communications Committee 2017-18

Committee composition:

- Three members have stepped down, one due to family and work commitments, another because his 6 year term was completed and the other because of work commitments.
- One person has renewed for another 3 year term.
- We have two new members, a nurse and a basic scientist.
- We will be calling for one additional member, bring the committee membership to 9.
- My 6 year term is completed in 2019, thus we will be calling for a new Chair.
- The E-news Editor's position is also completed in 2019, and we shall be calling for this position.

PCC Article Reviews and articles in E-news:

- This has gone very well this year with the majority of the committee contributing with high-quality articles and interesting topics.
- The committee is divided into groups and are on a quarterly schedule
- The committee is not limited to solely to article reviews but can contribute any article of interest.
- The Editor also vets and edits articles from other committees submitted to the E-news

Debate topics:

- (1) SNM Vs Botox-
- (2) C-section Vs vaginal delivery –
- (3) SUI Vs Stage procedure-
- (4) Artificial sphincter Vs Sphincter plasty-
- (5) Urodynamics prior to BPH surgery –
- (6) Mesh Vs artificial sphincter-

- It has been approved by the Journal and Roger to include the debate topics
- Two authors per topic contentious topic – pro and con, 6 per annum
- A delay was caused by one of the authors not participating on debate no.1
- We then went ahead with debate no.2, after a few back and forths with recommendations from Roger, we are now waiting for clarification from him as to what the, “Journalistic Style”, he has requested entails. Jenny will add this to the guidelines.
- The next step is to ascertain whether the debates will be housed on the Wiley or ICS website, with comments capability.

PCC/Editors exchange:

- It has been agreed that a PCC member can sit in on the Journal's editors meeting to ascertain the direction they are going, so as we can potentially synchronize, (this will begin tomorrow)
- Roger could not attend the PCC meeting but next year he or a delegate will attend

ICS Year in Review and Year Ahead

- The Trustees have requested that the PCC coordinate a yearly online flip-book that would highlight points of interest, committee activities, awards, educational events etc. for the past and coming year
- After discussion at yesterday's committee meeting it was agreed to undertake this, the exact format and input from the PCC members is yet to be determined
- It would be published in December
- I will set up a meeting with Dan, Dom and Jenny to discuss this, as it will involve the ICS office.

Trustees and Committee Reports:

- It is important that the ICS membership is updated and aware of what is taking place and being planned within the Board of Trustees and the committees.
- Reports from the General Secretary and Chairs therefore need to be submitted to Jenny for inclusion in the ICS E-news, (or Year in Review book), by end of October 2018 .

ICS Standardisation Steering Committee update 2017-2018

Members: Bernie Haylen (Chair), Luis Abranches-Monteiro, Jacqueline Cahill, Alex Digesu Digesu (ex-officio), Stergios Doumouchtsis, Suzy Elneil, Rizwan Hamid, Salma Kayani, Alex Schizas, Elizabeth Shelly.

New Members in Philadelphia: Marcio Averbeck, Donna Bliss, Matthias Oelke, Roger Dmouchowski.

Members Stepping Down in Philadelphia: Luis Abranches Monteiro, Stelios (Stergios) Doumouchtsis, Suzy Elneil, Salma Kayani

ICS Office Support: Jenny Ellis. Assisting: Tracy Griffin, Leah Collis, Dan Snowdon.

Recent Meetings: Teleconference in April, May and July 2018.

Philadelphia Activities: (i) SSC Meeting; (ii) 6 Working Group Meetings; (iii) Peer Review Forum on Male Lower Urinary Tract and Pelvic Floor Dysfunction Terminology (Thurs pm); (iv) Standardization Update Session (Thurs am); (v) Standardization discussion forum (Friday am)

Working Groups

Completed: Six (3 Published in 2017; 1 Published already in 2018; 1 soon to be sent for Publication August 2018)

2017 Publications

- International Urogynecological Association (IUGA)/ International Continence Society (ICS) Joint Report on the Terminology for **Female Anorectal Dysfunction**, 2016. **Dual NAU/IUJ** Publication. Published [January 2017, IUJ Volume 28, Issue 1, p5-31; DOI: 10.1002/nau.23055](#)
- An International Urogynecological Association (IUGA)/ International Continence Society (ICS) Joint Report on **conservative and nonpharmacological management of female pelvic floor dysfunction**. **Dual NAU/IUJ** Publication February 2017, [IUJ 28, 2: 191-214; DOI 10.1002/nau.23107](#).
- The Standardisation of Terminology of **Adult Neurogenic Lower Urinary Tract Dysfunction**. Report of the Working Group of the International Continence Society - November 2017, [DOI: 10.1002/nau.23397](#).

2018 Publications

- **Joint report on the terminology for assessment of sexual health of woman with pelvic floor female dysfunction-** **Dual NAU/IUJ** Publication March 2018, [Int Urogynecol J Pelvic Floor Dysfunct 2018; 10.1007/s00192-018-3603-9](#), Neurourol Urodyn 2018; [doi/10.1002/nau.23508](#).

Current – Publication 2018/2019

- **ICS-ICCS Nocturia and Nocturnal lower urinary tract function (SSCWG9)**-Final board review. Soon to be sent for publication.
- **Male Lower Urinary Tract and Pelvic floor Dysfunction (SSCWG15)**- 3 chairs (1st Sender Herschorn, 2nd Bernard Haylen, 3rd Carlos D'Ancona.) 16 Members. Up to version 19, external peer review July completed, website review August. Aiming for submission of publication **October 2018, publication early 2019.**
- **Standardisation of Terminology for Single-use Bodyworn Incontinence Products; working group of the International Continence Society (ICS) (SSCWG11)**- Final document will be available in August 2018 for review process..
- **Pelvic Floor Muscle Function and Dysfunction (SSCWG16)**- The working groups has 3 chairs (1st Helena Frawley, 2nd Beth Shelly, 3rd Melanie Morin.) 14 Members. Update of Messelink et al. (2005) Manuscript to be ready for 1st SSC review before end of year.

Cancelled Reports: Terminology of Lower Urinary Tract Function – Review (SSCWG7) and Basic Science (SSCWG8)

New Working Groups (Post Tokyo):

- **ICS-IUGA Joint Report on the Terminology for Female Pelvic Floor Fistulae (SSCWG18)**- Working group Chair, Suzy Elneil, Lauri Romanzi as co-chair. 18 Members with good geographical coverage. Group are working in subgroups on the draft document.
- **ICS Report on the Terminology for Male Anorectal Dysfunction (SSCWG14)**- Working group Chair, Alexis Schizas. 9 members. The group are working on the first draft document, call with members July 2018. There will be a face to face meeting at ICS2018.
- **ICS- IUGA Joint Report on the Terminology for Female Obstetric Trauma (SSCWG20)**- Stergios Doumouchtsis (Chair), 14 Members. Stelios has provided a first draft to Bernard for review before proceeding to the second round with the members.
- **ICS Report on the Terminology for Surgical Management of Male Lower Urinary Tract Dysfunction (SSCWG17)**-Luis Abranches-Monteiro and Rizwan Hamid (Co-Chairs) 9 Members. Group are working on their first draft. There will be a face to face meeting at ICS 2018.
- **ICS-IUGA Joint Report on the Terminology for Female Laparoscopic Pelvic Anatomy (SSCWG19)**- Salma Kayani (Chair), 12 members. Members working in subgroup on first draft. They are aiming to have the first draft ready by November 2018.
- **ICS Report on the Terminology for Conservative Management of Male Lower Urinary Tract and Pelvic Floor Dysfunction (SSCWG21)**- Hashim Hahim and Marcio Averbeck (Co-Chairs), 12 members. The working group has only just been set up, they are therefore working on the draft communication plan with members.
- **ICS-IUGA joint terminology document on Comprehensive Female Pelvic Floor Assessment (SSCWG12)**- Changes of Chair, Title, Members. Should be re-invigorated shortly by IUGA T & S Chair, and WG Chair, Joe Lee.

- **ICS Report on the Terminology for Sexual Health in Men with Lower Urinary Tract and Pelvic Floor Dysfunction (SSCWG22)**- Ervin Kocjancic (Chair), 11 members. Working on draft document. There will be a face to face meeting at ICS218.

Glossary and Wiki

Glossary – The new ICS glossary will be launched in Early 2019. This is an instant online resource. The glossary will include the latest key terms and definitions from ICS and ICS-IUGA, definitional descriptions and links to the latest wiki discussions on these terms.

Wiki - The wiki website has moved across to the ICS website, this will be launched in Philadelphia.

Collaborations:

The Chair is in weekly contact with Joe Lee, Chairman Standardization and Terminology IUGA, but Joe will not be attending ICS 2018.

Scientific Committee Annual Report 2018

Laurence Stewart – Elected Scientific Chair

Following a very successful Scientific Program Meeting, which took place from May 14th to 16th in Philadelphia, The Committee is pleased to report:

There was a fall in submitted abstracts this year, 833 being received and this is likely to reflect the increased pressure on budgets and leave and reduced industry support.

Having implemented the recommendations of Steinar Hunskaar there was much improved overall scoring and more consistency between scorers. This can be improved further by ensuring a minimum of 3 and maximum of 5 scorers for each abstract. We will also strive to reduce potential distorting effects from wayward individual markers and those seen to be consistent outliers will have all their scored excluded from the pool of scores.

We also recognise that we have no scorers who regard themselves as expert in imaging although some express a major interest and as this area appears to be growing we may need to consider co-opting an imaging expert to mark abstracts. Whilst we recognise the importance of ethics, given the very small number of abstracts received we are unable to give prominence to this field in the presented programme.

We continue to use the editorial board of the NUU as scorers and this increased manpower has been of much benefit over the years, but we are aware of the burden of work on these individuals and to try and minimise the workload we will specifically ask which editorial board members wish to score abstract and limit this to abstracts only in their specific field of expertise.

There remains a wide distribution of submitted and accepted abstracts both by geography and speciality, which is encouraging and endorses our commitment to be a global multidisciplinary organisation. To facilitate this we must be able, from time to time, to co-opt an expert onto the committee to represent an unrepresented speciality as has happen in the past.

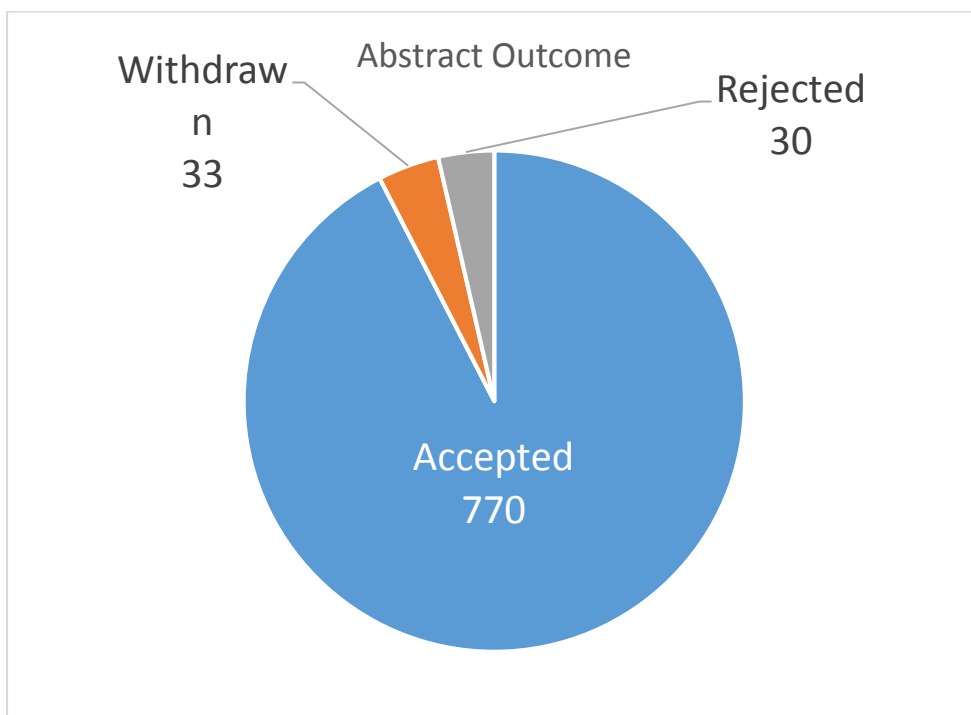
The two-day planning meeting remains sufficient to pull the programme together but is only possible with our face to face meeting, facilitated by the expert IT provided by Dom and Ashley. So, despite the very significant work performed before hand this remains the cornerstone in constructing a successful meeting.

We continue to refine our programme putting increased volume and quality into the e-poster sessions and with that in mind we aim to make these sessions increasingly robust and educational. They therefore, deserve the same quality of facilities as that afforded to the more formal podium sessions.

The live surgery session at Florence was discussed. It was technically difficult, poorly attended and controversial. Technically, logistically and legally live surgery would have been difficult in Philadelphia and we have also agreed not to have live surgery for the foreseeable future.

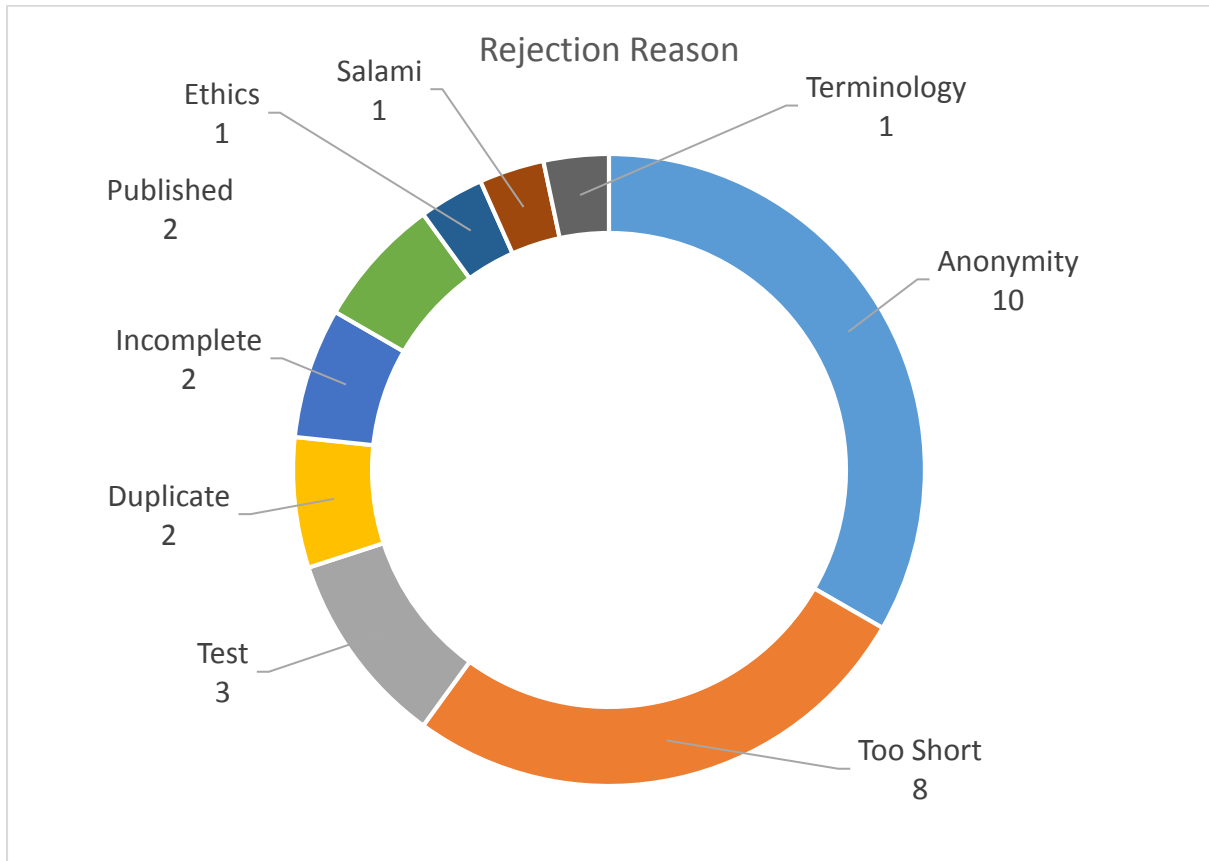
The statistics for this year's meeting are attached.

Abstract Outcome	Total	%
Accepted	770	92.4
Withdrawn	33	4.0
Rejected	30	3.6
Total	833	

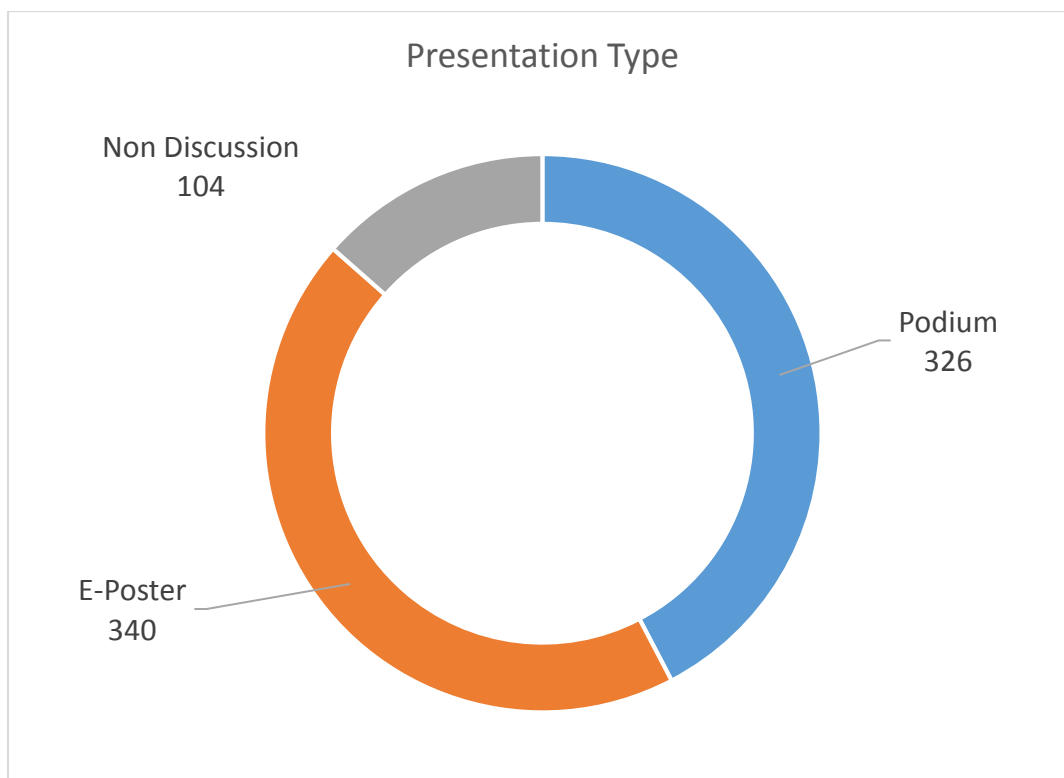


Rejection Reason	Total	%
Anonymity	10	33.3
Too Short	8	26.7
Test	3	10.0
Duplicate	2	6.7
Incomplete	2	6.7
Published	2	6.7
Ethics	1	3.3
Salami	1	3.3

Terminology	1	3.3
Total	30	

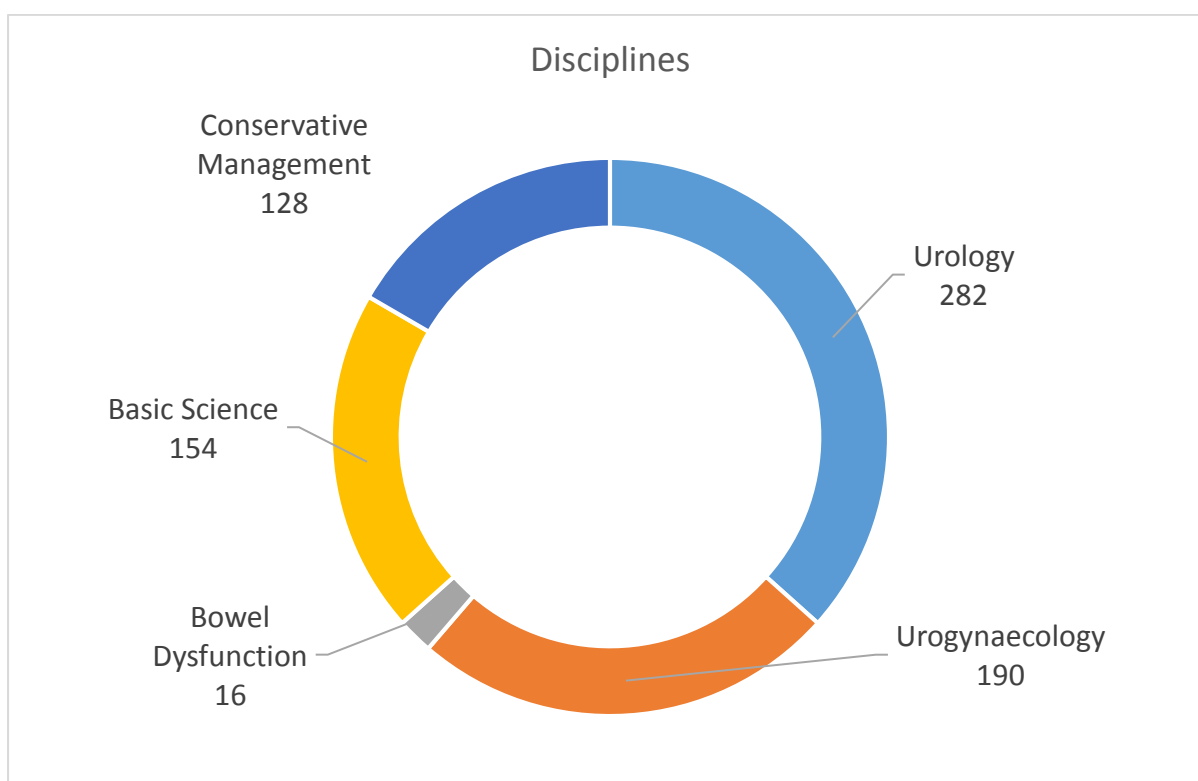


Presentation Type	Total	%	Session Type	Total	%
Podium	326	42.3	Podium	18	2.3
			Podium Short Oral	288	37.4
			Podium Video	20	2.6
E-Poster	340	44.1558	Open Discussion ePoster	340	44.2
Non-Discussion	104	13.5	Non-Discussion Video	7	0.9
			Non-Discussion Abstract	97	12.6
Total	770		Total	770	



Track	Total	%	Category	Abstracts	%
Urology	282	36.6	Overactive Bladder	87	11.3
			Male Lower Urinary Tract Symptoms (LUTS) / Incontinence	74	9.6
			Urodynamics	46	6.0
			Urethra Male / Female	23	3.0
			Prostate Clinical / Surgical	22	2.9
			Nocturia	21	2.7
			Paediatrics	9	1.2
Urogynaecology	190	24.7	Female Lower Urinary Tract Symptoms (LUTS) / Voiding Dysfunction	71	9.2
			Female Stress Urinary Incontinence (SUI)	63	8.2
			Pelvic Organ Prolapse	35	4.5
			Imaging	21	2.7
Bowel Dysfunction	16	2.1	Anorectal / Bowel Dysfunction	16	2.1
Basic Science	154	20.0	Neurourology	71	9.2

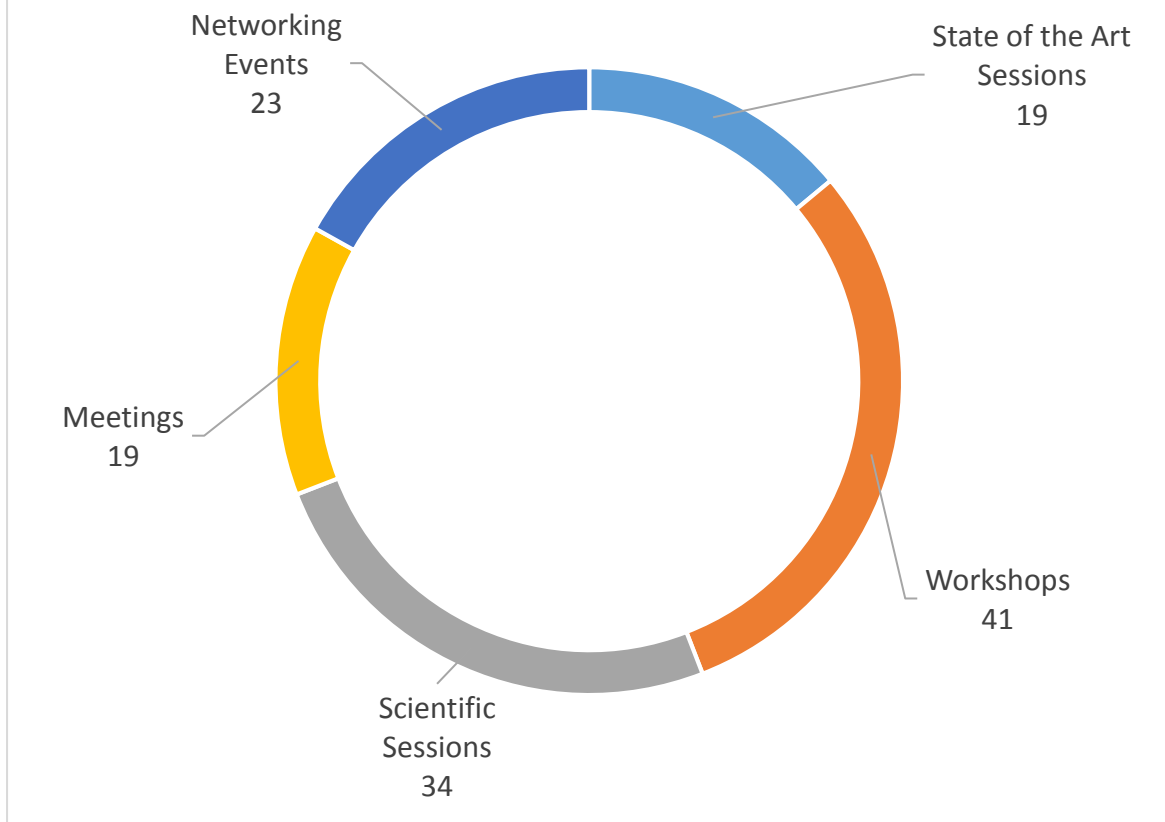
			Pelvic Pain Syndromes / Sexual Dysfunction	40	5.2
			Pharmacology	26	3.4
			Research Methods / Techniques	17	2.2
Conservative Management	128	16.6	Continence Care Products / Devices / Technologies	30	3.9
			Quality of Life / Patient and Caregiver Experiences	27	3.5
			Anatomy / Biomechanics	19	2.5
			Conservative Management	18	2.3
			Prevention and Public Health	15	1.9
			Rehabilitation	8	1.0
			Health Services Delivery	7	0.9
			Geriatrics / Gerontology	3	0.4
			Ethics	1	0.1
Total	770		Total	770	



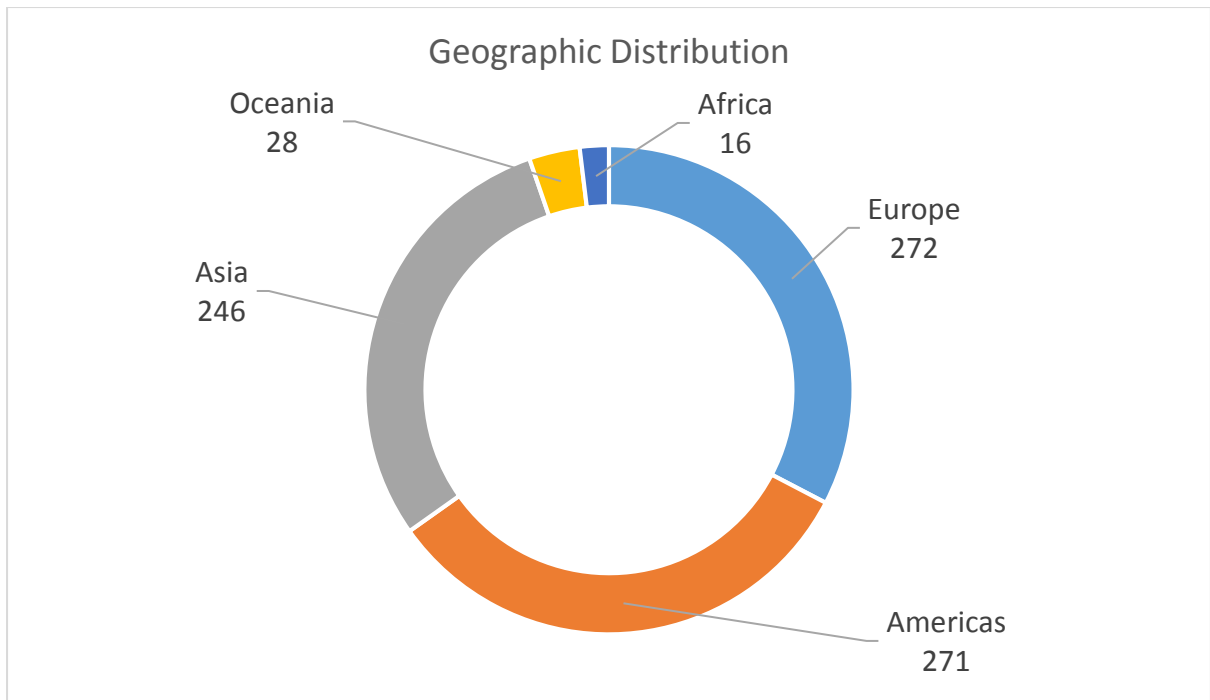
Type	Total	%	Session	Total	%
------	-------	---	---------	-------	---

State of the Art	19	14.0	State of the Art Lecture	3	2.2
			Spotlight On	7	5.1
			Round Table Discussion	9	6.6
Workshop	41	30.1	Workshop	31	22.8
			Committee Activity	8	5.9
			Physical Activity	2	1.5
Scientific	34	25.0	Podium	3	2.2
			Podium Short Oral	26	19.1
			Podium Video	2	1.5
			Open Discussion ePoster	3	2.2
Meeting	19	14.0	Committee Meeting	16	11.8
			Society Meeting	2	1.5
			Business Meeting	1	0.7
Networking	23	16.9	Social Event	6	4.4
			Lunch	4	2.9
			Coffee Break	13	9.6
Total	136		Total	136	

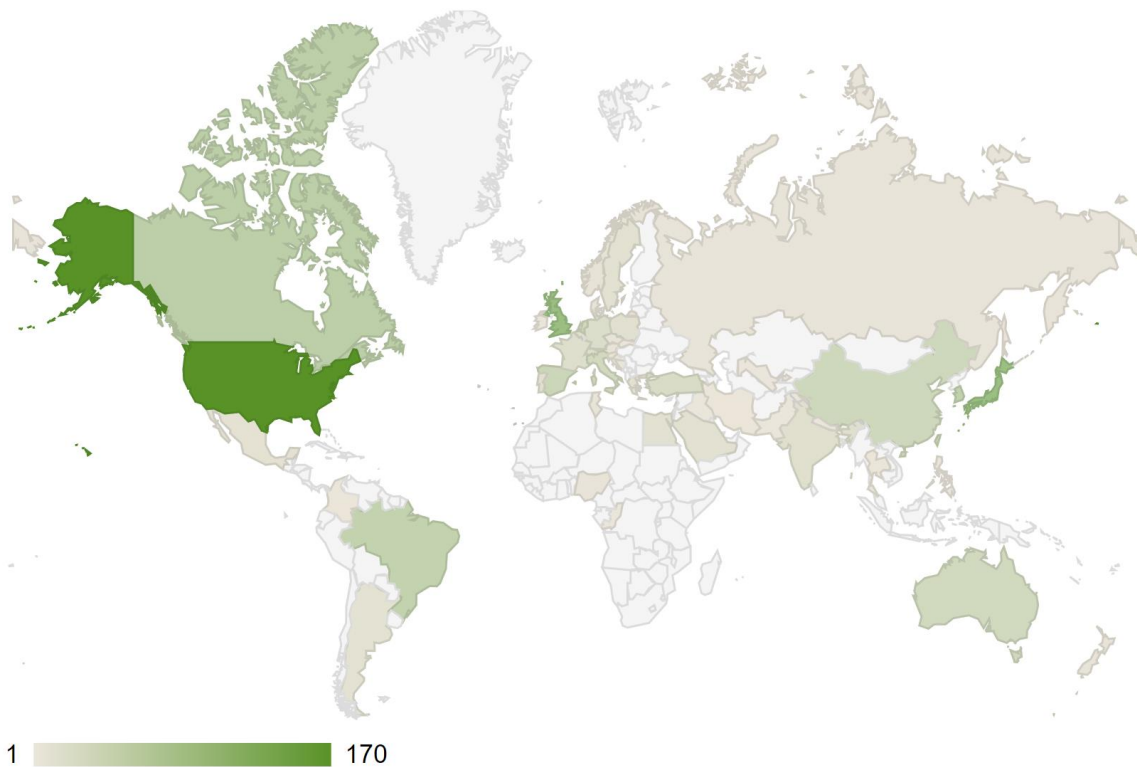
Programme Format



Continent	Total	%
Europe	272	32.7
Americas	271	32.5
Asia	246	29.5
Oceania	28	3.4
Africa	16	1.9
Total	833	



Geographical Submission Location



Abstracts Accepted from 53 countries!

Country	Accepted Abstracts
United States	170
Japan	78
United Kingdom	78
Canada	45
Korea, South	40
Brazil	39
Taiwan	34
Spain	30
China	28
Australia	25
Netherlands	25
Italy	24
Turkey	18
Germany	16
France	13
Switzerland	13
Belgium	11
India	11
Poland	10
Portugal	10
Egypt	9
Saudi Arabia	9
Sweden	9
Argentina	8

Greece	7
Mexico	7
Israel	5
Lebanon	5
Norway	5
Austria	4
Czech Republic	4
Slovenia	4
Denmark	3
Hong Kong	3
New Zealand	3
Nigeria	3
Russia	3
Singapore	3
Tunisia	3
Colombia	2
Iran	2
Slovakia	2
Thailand	2
Bosnia and Herzegovina	1
Congo, Republic of the	1
Croatia	1
Iraq	1
Ireland	1

Malta	1
Nepal	1
Pakistan	1
Philippines	1
Uzbekistan	1
TOTAL	833

New Abstracts Supplement Publishing Format in Neurourology & Urodynamics
N&U Vol 37 Sup 5 published 5th July 2018

S246 ICS 2018

298 www.icsurg.org/2018/abstract/298

BEST IN CATEGORY PRIZE "URODYNAMICS"
CHANGE OF DETRUSOR CONTRACTILITY IN PATIENTS WITH AND WITHOUT BLADDER OUTLET OBSTRUCTION AFTER OVER TEN-YEAR FOLLOW-UP

Chen S¹, Ong M¹, Lee Y¹, Kuo H¹
¹ Department of Urology, Buddha's Tzu Chi General Hospital and Tzu Chi University, Hualien, Taiwan

HYPOTHESIS / AIMS OF STUDY
 Detrusor contractility is believed to decrease with time. However, longitudinal study of the detrusor contractility after long-term follow-up is rare. This study investigated a cohort of male and female patients who had urodynamic study at baseline and more than 10 years later.

STUDY DESIGN, MATERIALS AND METHODS
 A total of 166 patients (49 men and 117 women) without bladder outlet obstruction (BOO) and 63 patients (54 men and 9 women) proven to have BOO who had received urodynamic study at baseline and > 10 years later. Patients who had neurogenic voiding dysfunction, previous pelvic surgery, who underwent lower urinary tract surgery or bladder lesions receiving treatment during the follow-up period were excluded. The urodynamic parameters including bladder first sensation of filling (FSF), full sensation (FS), urge sensation (US), cystometric bladder capacity (CBC), compliance, maximum flow rate (Qmax), detrusor pressure at Qmax (Pdet), voided volume, postvoid residual volume (PVR), bladder contractility index (BCI), and BOO index (BOOI) were compared between baseline and >10 years later.

RESULTS
 The changes of urodynamic parameters between baseline and >10 years later revealed that Pdet was significantly decreased and PVR was significantly increased in men and women. FS, US, and voided volume were significantly decreased. BCI was also significantly decreased in men and women (Table 1). When we compared the 49 men without BOO and 54 men with BOO, decrease of Pdet, Qmax, voided volume, and BCI were significantly decreased in both groups. PVR was also significantly increased in both groups and was significantly greater in men with BOO after >10 years (p=0.036) (Table 2).

INTERPRETATION OF RESULTS
 Detrusor contractility decreases in men and women after > 10 years follow-up. The decrease of detrusor contractility was similar between men with and without BOO. PVR was significantly increased in men with BOO after >10 years, suggesting a greater degree of urethral resistance in men with BOO after >10 years.

CONCLUDING MESSAGE
 Detrusor contractility will decrease with time in both men and women. Men with BOO did not have higher rate of decreased contractility, but PVR increased more than men without BOO.

FIGURE 1

Table 1. The changes of urodynamic parameters between baseline and >10 years later

Parameter	Sex	Baseline (n=166)	Female (>10 years) (n=117)	P value
FS (ml)	Baseline	226.76 ± 71.42	120.51 ± 61.98	0.002
	>10 years	126.76 ± 65.30	124.02 ± 67.54	
FS (ml)	Baseline	234.23 ± 87.33	203.53 ± 87.07	0.027
	>10 years	175.87 ± 86.53	187.26 ± 84.89	
US (ml)	Baseline	256.89 ± 208.39	301.3 ± 203.02	0.104
	>10 years	205.93 ± 203.89	246.3 ± 207.09	
CBC (ml)	Baseline	327.54 ± 133.50	363.7 ± 152.4	0.374
	>10 years	317.41 ± 128.36	359.7 ± 140.15	
Compliance	Baseline	64.52 ± 76.19	74.61 ± 63.23	0.263
	>10 years	61.81 ± 71.88	76.3 ± 79.83	
Pdet (mmHg)	Baseline	42.36 ± 36.51	23.11 ± 14.11	0.072
	>10 years	36.97 ± 14.07	17.88 ± 13.39	
Qmax (ml/s)	Baseline	22.27 ± 4.52	16.26 ± 9.19	0.256
	>10 years	8.61 ± 4.26	13.91 ± 10.14	
Volume (ml)	Baseline	299.49 ± 140.38	376.3 ± 139.53	0.265
	>10 years	259.39 ± 122.28	243.2 ± 142.73	
PVR (ml)	Baseline	16.79 ± 42.52	36.58 ± 76.13	0.044
	>10 years	34.20 ± 76.47	65.31 ± 126.80	
BOO	Baseline	176.67 ± 47.19	69.69 ± 46.36	0.041
	>10 years	76.67 ± 26.7	81.17 ± 37.79	
BOOI	Baseline	18.23 ± 27.28	4.18 ± 16.38	0.003
	>10 years	14.27 ± 18.51	4.52 ± 22.6	

FIGURE 2

Table 2. The changes of urodynamic parameters between men with and without BOO >10 years later

Parameter	Sex	Men BOO (n=54)	Men Non-BOO (n=49)	P value
Pdet (mmHg)	Baseline	53.8 ± 27.4	42.4 ± 26.5	0.007
	>10 years	42.9 ± 27.8	35.8 ± 15.1	
Qmax (ml/s)	Baseline	33.1 ± 4.07	12.9 ± 5.12	0.185
	>10 years	8.87 ± 4.31	8.47 ± 4.39	
Volume (ml)	Baseline	264.4 ± 126.6	295.4 ± 140.1	0.019
	>10 years	157.3 ± 102.3	208.3 ± 113.1	
PVR (ml)	Baseline	41.1 ± 16.20	11.7 ± 6.37	0.006
	>10 years	39.3 ± 106.1	54.1 ± 36.9	
BOO	Baseline	188.9 ± 21.8	109.7 ± 1.84	0.077
	>10 years	71.3 ± 15.2	70.7 ± 2.81	
BOOI	Baseline	15.3 ± 10.5	10.2 ± 2.90	0.714
	>10 years	24.2 ± 18.4	14.27 ± 2.59	

S247 ICS 2018

299 www.icsurg.org/2018/abstract/299

DEVELOPMENT OF A DIGITAL PATIENT-REPORTED OUTCOME MEASURE (PROM) FOR REAL-TIME ASSESSMENT OF OVERACTIVE BLADDER SYNDROME.

Herrewegh A¹, Vink L¹, Lense C¹, Kruijff J¹, van Kesteren G¹, Wijnen D¹
¹ Maastricht University Medical Center, Department of Urology, Public Care Center, 2. Maastricht University Medical Center, Division of Gastroenterology-Hepatology, Department of Internal Medicine, 3. Maastricht University Medical Center, Department of Psychiatry and Medical Psychology

HYPOTHESIS / AIMS OF STUDY
 In the current diagnostic process for overactive bladder syndrome (OAB), biased retrospective questionnaires are frequently used. There is a need for a new assessment tool that embraces the heterogeneity of the OAB complex and overcomes the limitations of retrospective questionnaires, including contextual and recall bias. A momentary assessment tool, the digital Experience Sampling Method (ESM), is promising. ESM captures random repetitive measurements during the day, in the context of daily life, and is capable of measuring potential contextual triggers and psychological aspects. The aim of this study is to develop a new patient-reported outcome measure (PROM) for OAB, a smartphone app named 'Uromate', following the FDA guidelines on PROM development (1).

STUDY DESIGN, MATERIALS AND METHODS
 'Uromate' was created based on the ESM literature. The development of an initial draft list of questions, a focus group study, and an expert meeting to evaluate which items should be implemented in an urological ESM tool. The initial draft list consisted of questions regarding different domains: somatic items (urological and otherwise), nutrition and drug use, psychological items, and situation and company items. Concerning social factors, contextual and environmental factors and psychological status following the ESM specific construct, were derived from questions used in previous ESM validation studies in the field of Psychiatry and Gastroenterology (2)(3). Urological questions were derived from validated questionnaires (i.e., OAB-q, ICIQ-FLUTS/MLUTS, ICIQ-OAB, ICIQ-FLUTS, SF-36) and were rephrased to suit momentary assessment. The possible end-points for all items were ranged by use of an 11-points Numeric Rating Scale (NRS), if applicable. The 11-points NRS was chosen based on FDA recommendations (1). Focus group interviews and an expert meeting were conducted to broadly explore the knowledge and experience from patients and experts for item selection, in agreement with FDA guidelines on PROM development (1). The experts in the meeting were specialists in the field of functional urology or other functional disorders including two urologists, a gynaecologist, a gastroenterologist and a hospital psychiatrist.

RESULTS
 Thirteen female subjects were present during the focus group meetings, of whom 9 suffered from OAB and 4 from mixed urinary incontinence (MUI) (Table 1). Saturation of input, the point during the study where no new input was brought in, was reached after two meetings.

The majority of patients experienced urgency as an intensified sensation of the normal urge. One patient experienced no urgency but only pain in the lower abdomen prior to urinary leakage. Another patient experienced leakage without prodromal sensations. Urgency to defecate was also incorporated in 'Uromate', since some patients stated that both urinary and faecal urgency occurred simultaneously.

Patients noted that liquid intake, the amount rather than the nature of the liquid, was a very important item. Most patients adjusted the amount of fluid intake when going outside. Coffee or tea were not mentioned as voiding triggers.

Several somatic complaints were included in the proposed list of questions for 'Uromate', such as palpitations, sweating, shortness of breath, dizziness, muscle pain and painful joints. A few patients experienced the whole range of proposed somatic complaints. However, focus group participants could not mention one specific non-urological somatic complaint associated with OAB. Additionally, patients advised to add vaginal pain as a somatic symptom to the list of questions.

Furthermore, patients were asked to point out the least relevant psychological items, leading to a substantially shortened list of items. 'Energetic', 'enthusiastic', 'happy', 'strong', 'worried', 'inspired', 'disappointed', 'insecure' and 'guilty' were removed, because patients found those items not to be associated with OAB.

Situation and company, were very important factors, influencing the psyche and severity of complaints. Patients stated that they felt uncomfortable in situations where people did not show understanding of their urological complaints. They felt that people do not take their complaints seriously.

A morning questionnaire was developed to evaluate the symptom pattern during the night. Participants considered the frequency of awakening and whether awakening was due to urological symptoms the most important.

Initially, sexuality questions were not incorporated, because repeated assessment was not considered useful. Nevertheless, patients missed questions about sexuality in the list of 'Uromate' items. To them, sexuality was an important item, because their sexual functioning was impaired due to OAB complaints. Hence, integration in the morning questionnaire was proposed.

ICS Urodynamics Committee

ICS teaching modules

The project continues with the ongoing production of new modules, two of which were published this year; Cystometry in Patients with Spinal Cord Injury and Cough stress test in the evaluation of female urinary incontinence: Introducing the ICS-Uniform Cough Stress Test.

The committee have produced a list of the remaining topics to be covered - all the contents on the urodynamic techniques and on their indications. The list of published topics is reported below.

This should give the committee the opportunity to write some basically systematic reviews document on the role of urodynamics in different indications.

All new modules should be prepared preferably in a review adhering to PRISMA-guideline, but some topics may not fit this format. Delphi consensus process may also be used, for topics about whom the evidence is limited. The Education modules will be submitted to NU&U for peer review including a copies of the slideset. The journal should create a specific section of the instruction for authors.

A standard and specific ICS layout for slides is included in the committee's manual for the working groups. All existing modules have been transformed to the new ICS teaching modules layout.

The committee is also considering the possibility of collating all modules into a folder to be provided to ICS members, provided that a (probably small) budget around £5000 could be provided by ICS.

The process of video-recording of the modules presentations will continue with help of the ICS office staff in Bristol.

Workshop

For the first year, the Committee has organised a workshop during the ICS meeting 2018 in Philadelphia. The WS will be divided in two parts: one dedicated to the beginners and one intended for advanced learners (especially urologists, gynecologists, rehabilitation physicians and nurses). All committee members and some external experts will be involved.

Urodynamics and Education Committee Projects

Course accreditation

The Committee has been involved with the Education Committee in the process of recognition of educational courses on Urodynamics. Several courses have been accredited and a new procedure to encourage the use of ICS Educational Modules, to ensure quality control in ICS recognised courses has been proposed by the two Committees. The proposal is reported below.

Proposal by the Education & Urodynamics Committee for use of ICS Educational Modules in ICS recognised courses

The Education and the Urodynamics committee have agreed a new procedure to encourage the use of the ICS education modules in the ICS recognised courses. The proposal (reported below) has been approved by the Education and Urodynamics Committee. The Urodynamics Committee will ask for a small budget from the ICS Board of Trustees to cover flights and accommodation for the ICS representative.

This is the proposal:

Proposal by the Education & Urodynamics Committee for use of ICS Educational Modules in ICS recognised courses

The ICS continues to recognise courses which meet the ICS Standards. The majority of these applications are for urodynamics courses. In recent months the Education and Urodynamics Committee have felt that these courses should be incorporating the ICS Educational Module slide sets into the courses.

The issues surrounding this are:

- Is it correct to ask existing and well-established courses to incorporate the slides into their already determined programme?
- How can we enforce the use of the slides within the course and what if the speakers hand pick certain slides?
- The current application form does not state that the modules need to be incorporated in their programme.

Proposal

1. To include in the application form that the use of the slides from the ICS Educational modules is highly recommended and will ensure a swift approval process. It is noted that not all topics are currently available.
2. If the Educational Modules are not used, the contents must be in agreement ICS standards/terminology/recommendations.

3. According to the previous point, speakers could use only parts of the modules (e.g. only some slides), provided that the rest of the presentation respects point 2.
4. In order to manage quality of the courses it is recommended that the Urodynamics committee have a representative present at the first course. This is a requirement only for courses where the ICS member is not known to the committee. The Urodynamics Committee will ask for a small budget from the ICS Board of Trustees to cover flights and accommodation for the ICS representative.

Budget noted above.

Article for Urology News

The committee wrote a paper on the role of urodynamic investigations on behalf of the ICS for Urology News. The journal will be distributed during the BAUN meeting.

Future activities to be discussed in Philadelphia:

Urodynamic Book:

The committee will discuss in Philadelphia the possibility to write a book on urodynamic techniques. This project will have no costs for the ICS because it could be conducted with the collaboration of the Italian Society of Urodynamics, who have an agreement with a Springer, to publish (at least) two books per year. The same project has already been realized by the pediatric committee.

Urodynamic e-learning:

A project of urodynamic e-learning courses has been proposed: the realisation of this project is subjected to the raising of funding from other parties e.g Laborie, to be approved by the Board of Trustees.

Urodynamic traces quality check

The committee received a proposal from Andrew Gammie (Bristol, UK) to create a service (available on the ICS site (only for ICS members?)) of quality control of the urodynamic traces. The Committee members, together with AG and possibly some other experts should ensure the check of the quality of traces sent by professionals who are willing to test if their procedures for urodynamic procedures are in line with the ICS standards (Good Urodynamic Practice). This proposal will be discussed in Philadelphia. No costs should be foreseen for this activity.

Urodynamics Committee has cooperated with:

Education committee (see above)

Other committees will be involved in the production of new modules.

There are **no plans for subcommittees**. The committee steers ad hoc working groups.

Budget: (Yearly) New recordings of the modules during the annual meeting: Costs should be covered by ICS budget: ± 2-3 hours of (audio-video-ppt's) recording.

Costs:

Studio recording of the modules in Bristol.

Website hosting of the modules cost should be covered by ICS budget

Committee meetings at-hoc outside ICS annual meeting (are and) will be arranged with no cost for ICS.

For the proposal for use of ICS Educational Modules in ICS recognised courses, a small budget will be required (depending on how many courses will need an ICS representative: probably not many, according to the previous experiences).

Urodynamics Committee Modules Status

Completed

- ICS teaching module: Analysis of voiding, pressure flow analysis (basic module)
- Pad weight testing in the evaluation of urinary incontinence.
- Recognize and correct basic artefacts on urodynamic traces
- ICS teaching module: Cystometry (basic module)
- Cystometry in Patients with Spinal Cord Injury
- Cough stress test in the evaluation of female urinary incontinence: Introducing the ICS-Uniform Cough Stress Test
- Detrusor Leak Point pressure in patients with relevant neurological abnormalities
- Electromyography in the assessment and therapy of lower urinary tract dysfunction in adults.

Completed Awaiting editing

- Measurement of post-void residual urine
- Ambulatory monitoring

Awaiting NUU Publication

- cystometry in children
- pressure flow in children

➤ Modules in progress

Category	Description	Lead contact/Chair
Background (Basic)		
	Overview of anatomy and physiology of the lower urinary tract	
	Significance of urinary symptoms	
	Neurophysiology and neurogenic bladder dysfunction	
	Effect of pelvic floor dysfunction on the lower urinary tract	
Basic principles and overview of urodynamics (Basic and Advanced)		
	How to select patients for urodynamics: indications for various urodynamic techniques (Basic only*)	
	How to set up and use equipment	
	How to conduct a study	
	Recognition of clinically significant events and characteristics of urodynamic studies (Basic only*)	
	Philosophy and aims of urodynamics	Margaret McDougald
	Lower Urinary Tract Function and physiology (& urodynamics)	Peter Rosier
Urodynamic techniques (Basic and Advanced)		
	Questionnaires	
	Urethral pressure profilometry	
	New urodynamic techniques	
	Post-void residual urine (quantification and interpretation)	
	Voiding diary	Margaret McDougald

	Flowmetry	Peter Rosier
	Video urodynamics	Carlos D'Ancona
	(Valsalva) Leak Point Pressures ((S)UI) Measurement of Leak Point Pressure in Patients without neurological abnormalities	Christian Cobreros
	artefacts on urodynamic traces (advanced)	Andrew Gammie
	Zeroing, setup and corrections	Andrew Gammie
	Updated GUP	Peter Rosier
Urodynamic study of specific patient groups (Advanced)		
	Female urinary incontinence	
	Female LUTS (including OAB)	
	Male urinary incontinence	
	Male LUTS (including BPH and OAB)	
	Neurogenic patients	
	Geriatric conditions	
	Spinal cord injury	
	Paediatric conditions	
	Non-neurogenic	
	Other conditions	
	Cystometry in patients with Multiple sclerosis	Enrico Finazzi Agro; Marcio Averbeck
	Clinical neurourological examination	Márcio Averbeck
	Urodynamics in patients with meningocele	
	Practice of uroflowmetry in children	Giovanni Mosiello
	Cystometry in patients with Parkinson's	Enrico Finazzi Agro
Urodynamics in practice (Basic and Advanced)		

	Clinical cases	
Translated Modules		
	Analysis of voiding Pressure flow analysis (basic module) Japanese	Yukio Homma
	Cystometry (basics) Japanese	Yukio Homma
	cystometry in children Chinese	Wen Jian Go
	pressure flow in children Chinese	Wen Jian Go
	Pressure Flow (Advanced	

ICS EDUCATIONAL MODULES



PAD WEIGHT TESTING IN EVALUATION OF URINARY INCONTINENCE



DETRUSOR LEAK POINT PRESSURE IN PATIENTS WITH RELEVANT ...



ELECTROMYOGRAPHY IN THE ASSESSMENT AND THERAPY OF LOW ...



CLINICAL STRESS TEST FOR URINARY INCONTINENCE



FILLING CYSTOMETRY



ANALYSIS OF VOIDING, PRESSURE FLOW ANALYSIS (BASIC)



MEASUREMENT OF POST-VOID RESIDUAL URINE



AMBULATORY MONITORING



RECOGNISE AND CORRECT ARTIFACTS ON URODYNAMIC TRACES

SCHOOL OF URODYNAMICS



PETER ROSIER
DIRECTOR

The School of Urodynamics comes under the remit of the [ICS Urodynamics Committee](#) and works to deliver gold standard educational resources in Urodynamics to members through eLearning and work placements at international centres of excellence.

To express your interest in studying at one of our designated centres please contact institute@ics.org

- e-presentations
- Technical Aspects
- Clinical Aspects
- ICS School

SHARE



Show More

EDUCATIONAL MODULE VIDEOS



CLINICAL STRESS TEST FOR URINARY INCONTINENCE
FRIDAY 22 JUN 2018



ELECTROMYOGRAPHY IN THE ASSESSMENT AND THERAPY OF ...
TUESDAY 5 JUN 2018



DETRUSOR LEAK POINT PRESSURE IN PATIENTS WITH RELEVANT ...
TUESDAY 5 JUN 2018




PAD WEIGHT TESTING IN EVALUATION OF URINARY INCONTINENCE
TUESDAY 5 JUN 2018

Show more

WORKSHOP VIDEOS

STATE OF THE ART VIDEOS



ETHICS LECTURE - IS IT STILL ETHICAL TO PERFORM URODYNAMIC ...
THURSDAY 23 JUN 2016




TOP 5 PAPERS OF 2015 THAT WILL CHANGE INCONTINENCE RESEARCH ...
FRIDAY 13 NOV 2015

ABSTRACT VIDEOS



URODYNAMICS 2
THURSDAY 28 JUN 2018



COMPUTATIONAL FLUID DYNAMICS SIMULATION OF MALE VOIDING: A ...
WEDNESDAY 25 MAY 2016

